EMBRACE MICROSOFT'S WINDOWS READY PRINT

with Canon Print Assistant

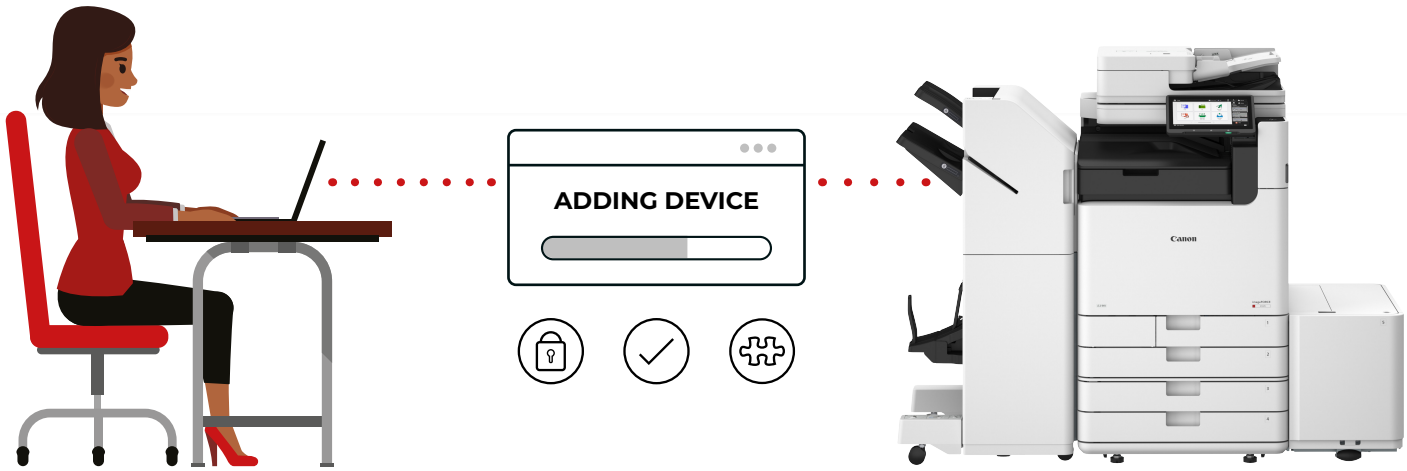

Print as we know it is evolving away from the need for print drivers, powered by Microsoft's Windows Ready Print. This technology moves from traditional driver-based printing to a driver-free model using Internet Printing Protocol (IPP) Class Drivers.

According to Microsoft, this new system eliminates traditional printer drivers, providing a straightforward, secure, and reliable printing experience. However, IPP Class Drivers can only offer generic settings.

For a more intuitive, feature-packed print experience, users may need a Print Support Application (PSA) for a more seamless transition to this new way of printing.

Introducing Canon Print Assistant

To support this driver-free model, Canon has developed Canon Print Assistant, a free PSA designed to enhance the IPP Class Driver's print capabilities and deliver a familiar user experience[2].



KEY BENEFITS

Feature-rich experience: Canon Print Assistant uses MFP setting recognition to provide more options to choose from than the IPP Class Driver alone.

User-friendly experience: Adding Canon Print Assistant offers a more intuitive experience compared to IPP Class Drivers, enabling print previews, for example.

Comprehensive compatibility: Compatible with Windows 11 ver. 22H2 or later device architecture, including ARM processors.

Simple installation: Installed automatically as a free download when adding a compatible printer in Windows 11[3].

Canon Print Assistant unlocks more settings:

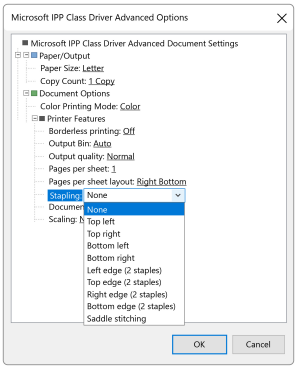

IPP Class Driver: Default Staple Settings

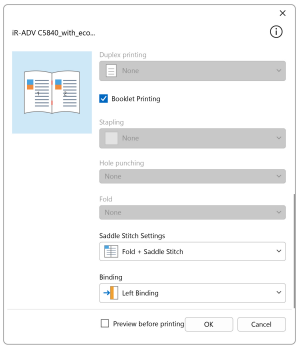

IPP Class Driver + Canon Print Assistant: Default Staple Settings

Category	Feature	Canon Printer Driver	Canon Print Assistant + IPP Class Driver	Microsoft IPP Class Driver
Basic Settings	Output Size	✓	✓	✓
	Orientation	✓	✓	✓
	Page Layout (N on 1)	✓	✓	✓
	Setting Preview	✓	✓	x
Finishing	Staple (Corner/Double/Saddle)	✓	✓	✓
	Print Data 180 Rotation	✓	✓	x
	Staple Free Stapling	✓	✓	x
Others	Secure Print Feature	✓	✓	x
	Watermark	✓	x	x

How to get Canon Print Assistant

Canon Print Assistant will be installed automatically as a free download when adding a printer via the IPP class driver.

1. Using an OS standard driver, select the [Add Device] button from Settings.
2. A print queue will be generated via the OS standard driver.
3. The Windows OS will detect and automatically install the targeted Canon Print Assistant application on the device.

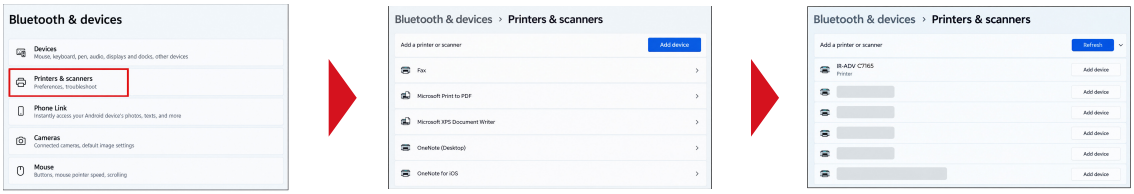

1. Canon Print Assistant is compatible with all imageRUNNER ADVANCE Gen III 3rd Edition, imageRUNNER ADVANCE DX, imagePRESS C165, C170, C265 and C270, imageFORCE C7165, C5100 and 6100 series range, as well as select i-SENSYS X models.
2. Windows 11 ver. 22H2 or later required.

CONTACT

Canon Inc.
canon.com

Canon Europe
canon-europe.com

English Edition

© Canon Europa N.V. 2026

Canon Europe Ltd
4 Roundwood Avenue
Stockley Park
Uxbridge
UB11 1AF