Août 2026

Comparatif de deux imprimantes grand format : Canon imagePROGRAF TM-610M vs Epson SureColor SC-T5400M

Objectif du test

Canon Europe a mandaté Keypoint Intelligence pour effectuer des tests confidentiels relatifs aux performances des systèmes d'impression Canon imagePROGRAF TM-610M et Epson SureColor SC-T5400M de 36 pouces. Keypoint a produit un rapport comparant les forces et faiblesses des deux produits en ce qui concerne la qualité d'image, la productivité, l'impression de bannières et de posters, la facilité d'utilisation, la fonction d'impression directe, l'ensemble des fonctions de l'imprimante, les fonctionnalités du pilote ainsi que la consommation d'encre. Tous les tests ont été réalisés dans le centre d'essai européen de Keypoint à Wokingham, au Royaume-Uni.

Résumé

Catégorie	Canon imagePROGRAF TM-610M	Epson SureColor SC-T5400M
Qualité d'impression	✓	
Qualité de la copie	✓	
Résolution de la numérisation	✓	
Productivité	✓	
Productivité de la copie	✓	
Productivité de la numérisation	✓	
Impression de bannières	=	=
Impression de posters	✓	
Envoi d'impression directe	✓	
Facilité d'utilisation en toute liberté	=	=
Fonctionnalité d'empilage	✓	
Ensemble des fonctions de l'imprimante	=	=
Ensemble des fonctions du pilote d'impression	✓	
Consommation d'encre	=	=

✓ indique un avantage ; = indique un niveau de performance équivalent.

Ce rapport a été reproduit avec l'autorisation écrite de Keypoint Intelligence.
Toute reproduction sans autorisation écrite est interdite ©2026 Keypoint Intelligence – (012502)

L'imprimante Canon imagePROGRAF TM-610M a pris le dessus sur l'imprimante Epson SureColor SC-T5400M dans plusieurs domaines clés liés aux performances et à la facilité d'utilisation. Dans l'ensemble, la qualité d'impression s'est avérée supérieure sur l'imprimante Canon, grâce à un rendu plus net et plus précis, notamment pour le texte, le dessin au trait, les graphiques SIG et les tirages photographiques. Les résultats mesurés étaient plus mitigés aux réglages de qualité inférieurs, mais l'imprimante Canon a offert une gamme de couleurs nettement plus étendue aux réglages de qualité les plus élevés, soit un gain de 15,9 % sur papier ordinaire et de 23,4 % sur papier mat. La qualité de copie était également globalement supérieure : au niveau de qualité maximal, l'imprimante Canon a produit un texte plus lisse et mieux défini, des lignes fines plus nettes, des densités couleur plus élevées et un tramage en demi-teintes plus régulier. La reproduction des couleurs de l'imprimante était également plus fidèle, avec une valeur Delta E moyenne plus faible (4,9) que celle de l'imprimante Epson SC-T5400M (6,3) en mode « Élevé/Super fin ».

Les performances en matière de numérisation d'images constituaient un autre point fort. À la résolution maximale, l'imprimante Canon présentait un texte plus net avec des caractères plus foncés, ainsi qu'une reproduction plus précise des lignes fines. Son nouveau réglage destiné au papier calque s'est également révélé particulièrement performant. En effet, il a produit une numérisation CAO nette et précise, constituée de lignes fines bien définies et un fond parfaitement blanc, tandis que le résultat obtenu avec l'imprimante Epson était plus sombre et présentait davantage de zones d'ombre et de grisés indésirables. Canon a également bien géré les originaux froissés et pâles, les plis étant généralement moins marqués sur plusieurs des échantillons testés.

Les tests de productivité ont permis de mettre en évidence d'autres avantages. L'imprimante Canon a traité la séquence de tâches comportant des documents mixtes plus rapidement que l'imprimante Epson, soit une vitesse supérieure de 25,8 % à 57,5 %, selon le mode utilisé, et s'est montrée plus rapide pour les fichiers de test DWF en couleurs comme en noir et blanc. Elle a également affiché des temps de sortie de la première copie plus courts dans tous les modes A1 et A0 testés et s'est révélée être le scanner le plus rapide dans pratiquement tous les flux de travail au format PDF et JPEG, les gains les plus significatifs ayant été observés à 600 ppp. L'impression de posters s'est avérée plus rapide dans tous les modes testés, tandis que la productivité liée aux bannières était globalement comparable. L'imprimante Epson a toutefois démarré plus rapidement après un week-end d'inactivité et a imprimé la première page A0 plus rapidement lors du test dédié au format A0.

L'une des principales innovations de l'imprimante TM-610M réside dans la conception de son nouveau scanner intégré, qui permet d'obtenir un système multifonction plus plat et plus compact pour une installation encore plus simple. Le modèle Canon propose également un écran tactile personnalisable plus grand de 5 pouces (écran non pris en charge par le modèle Epson), des réservoirs d'encre remplaçables à chaud, un châssis plus petit et plus léger, ainsi qu'un fonctionnement plus silencieux. Les fonctions de sécurité ont été renforcées par rapport à son prédécesseur. À noter également que, lors du test d'empilage des tirages longs, l'imprimante Canon a empilé 50 impressions au format A0 de manière bien plus soignée et mieux alignée que l'imprimante Epson, ce qui a permis de réduire la fréquence des interventions manuelles. Epson possède quelques solides arguments, notamment la prise en charge de documents à numériser plus longs, un plus grand choix de formats de numérisation, la numérisation par lots, les contrôles par mot de passe pour les fichiers PDF, l'impression directe à partir du port USB, des rouleaux de support plus longs et de plus grand diamètre, une plus grande flexibilité en matière d'impression sans marge, ainsi qu'une consommation électrique nominale plus faible. La consommation d'encre a été inégale : les modèles ont affiché des performances comparables à l'issue de l'impression test du plan d'architecte, l'imprimante Epson a consommé moins d'encre pour l'affiche ISO, tandis que l'imprimante Canon en a consommé moins pour la carte SIG.

En conclusion, la combinaison, sur le modèle Canon imagePROGRAF TM-610M, d'une qualité d'image supérieure, de performances d'impression, de copie et de numérisation plus rapides, d'un écran tactile amélioré, d'un scanner intégré et d'un meilleur empilage des tirages longs lui a conféré un avantage décisif lors de l'évaluation réalisée par Keypoint Intelligence.

Ce rapport a été reproduit avec l'autorisation écrite de Keypoint Intelligence.
Toute reproduction sans autorisation écrite est interdite ©2026 Keypoint Intelligence – (012502)

Print Quality

Category	Canon imagePROGRAF TM-610M	Epson SureColor SC-T5400M
Text	✓	
Fine Lines	✓	
Halftone Range	=	=
Halftone Fill	✓	
Solid Density (Colour)	=	=
Solid Density (Black)	✓	
AEC Graphics	=	=
GIS Graphics	✓	
Colour Photographic Images	✓	
Monochrome Photographic Images	✓	
Colour Gamut (Plain Paper, Various Tested Modes)	=	=
Colour Gamut (Matte Coated Paper, High/Max Quality)	✓	

✓ denotes a model advantage; = denotes parity in performance. Image quality testing was conducted on Canon 1570B Standard Paper FSC 90 gsm and Epson Bond Paper Bright 90 gsm in default (Fast/Speed), Standard/Quality, and highest quality (High/Max Quality) settings.

- The Canon TM-610M delivered the stronger overall print image quality, producing cleaner text, fine lines, circles, and grids, with less visible ink bleed and smoother halftone fills. It also held the advantage for GIS and photographic output, delivering brighter colours, stronger contrast and depth, (its darker GIS tones also provided stronger definition in lighter topographical areas) and smoother tonal gradations. AEC graphics were comparable overall, with both devices reproducing a high level of detail. Measurable optical density results were more mixed. Canon produced higher black optical densities in all tested modes; the Epson produced higher CMY and composite black densities in various settings. The Canon achieved a larger colour gamut at the highest-quality settings on plain and matte coated media; results for default and Standard/Quality on plain paper were largely comparable with the Epson.

This report has been reproduced with the written permission of Keypoint Intelligence.
Any duplication without the written permission is prohibited ©2026 Keypoint Intelligence – (012502)

Visual Print Quality Summary

Category	Canon imagePROGRAF TM-610M	Epson SureColor SC-T5400M	Comparative Finding
Text	Clean, crisp serif text, legible to 3-pt. level with no visible bleed in all modes. Sans Serif text displayed slight ink bleed in default but was clean and sharp in highest quality	Text is legible to 3-pt. level and dark; character definition is less crisp due to ink bleed	Canon advantage
Positive (Black-on-White) Fine Lines	Very good 0.1-pt. fine lines; clean, smooth	Good well-formed 0.1-pt line art, slenderer lines so less standout	Canon advantage
Circles	Smooth and distinct 0.1-pt circles in all modes	Good circles but less distinct than Canon's; some slight break up in Quality mode	Canon advantage
1x1 Pixel Grids	Consistent coverage; crisp, uniform, dark dots in all modes	1×1 grids intact but dot shape formation is less consistent in default (Speed) and Max Quality;	Canon advantage
Reverse (White-on-Black) Line Artwork	0.1-pt fine lines & circle visible and fully formed; 1×1 pixel grid intact in both modes but inconsistent dot laydown in default	1×1 and 2×2 grids intact in default and Quality; 1×1 grid filled in Max Quality; 0.1-pt. white-on-black fine lines and circles are faint in all modes	Canon advantage
Halftone Range	Clear transitions across 10% to 100% dot-fill levels	Clear transitions across 10% to 100% dot-fill levels	Comparable
Halftone Fill	Very good smooth CMY and neutral grey halftones	Smooth and consistent CMY halftone fills; neutral grey halftone fills lacked smoothness in 10% to 50% areas	Canon advantage
AEC Graphics	High level of details with dark text and fine lines; slight ink bleed visible under magnification in default but eliminated in highest quality	High level of details with dark text and fine lines; slight ink bleed visible under magnification in default and Quality modes; cleaner, crisper lines in highest quality	Comparable
GIS Graphics	High reproduction standard; bright colours, excellent details, better contrast, and depth of field in all modes	Good quality overall; paler colours in default and Quality; not as much contrast and depth of field shown compared to Canon's and some loss of detail in the topical areas; improved detail in Max Quality mode	Canon advantage
Colour Photographic Images	Very good quality overall. In default, colours are slightly oversaturated (salmon); realistic metallics; warm (reddish) skin tones; good detailing and minimal banding in some areas. In highest quality mode, banding is eliminated; bright, punchy colours, vivid metallics with depth, sharp detailing, and smooth tones. Warm skin tones	In default Speed mode, images showed good fine details and depth of field; skin tones are quite natural-looking but become pale and lacking in tonal details in the higher quality modes. Colours are bright (not as bright as Canon's); slight graininess in tonal gradations in all modes	Canon advantage

This report has been reproduced with the written permission of Keypoint Intelligence.
Any duplication without the written permission is prohibited ©2026 Keypoint Intelligence – (012502)

Category	Canon imagePROGRAF TM-610M	Epson SureColor SC-T5400M	Comparative Finding
Monochrome Photographic Images	True neutral grey tones in all modes; smooth tonal gradations; very good detailing in light areas. Minimal banding only in default mode	True neutral grey tones in all modes, although images exhibited a slight magenta hue in some areas in the highest quality mode. Very good detailing in light contrast areas. Minimal banding only in Quality mode	Canon advantage

Measurable Print Quality Summary

Category	Canon imagePROGRAF TM-610M	Epson SureColor SC-T5400M	Comparative Finding
Colour Optical Density	Higher composite black density in Fast; higher CMY densities in High/ Max Quality mode	Higher composite black density in Standard/Quality and highest quality mode; higher CMY densities in Fast/ Speed	No material advantage
Black Optical Density	Higher densities in all modes	-	Canon advantage
Colour Gamut (Plain Paper, Default Mode)	274,518 (Fast)	273,015 (Speed)	Comparable
Colour Gamut (Plain Paper, Standard/Quality)	309,598	315,592	Comparable
Colour Gamut (Plain Paper, Highest Quality Mode)	336,770	290,664	Canon 15.9% larger
Colour Gamut (Matte Coated Paper, Highest Quality Mode)	379,579	307,630	Canon 23.4% larger

This report has been reproduced with the written permission of Keypoint Intelligence.
Any duplication without the written permission is prohibited ©2026 Keypoint Intelligence – (012502)



Keypoint Intelligence's Colour and Greyscale Halftone Test Targets

Copy Quality

Category	Canon imagePROGRAF TM-610M	Epson SureColor SC-T5400M
Text	✓	
Fine Lines	✓	
Solid Density	✓	
Halftone Reproduction	✓	
Colour Fidelity	✓	

✓ denotes a model advantage; = denotes parity in performance.

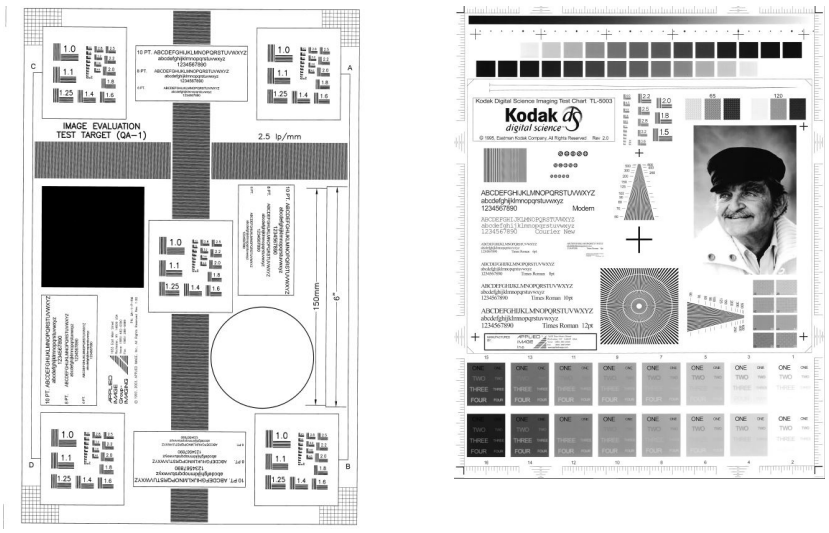

QA-1 and TL-5003 Test Charts Used for Copy and Scan Image Quality

This report has been reproduced with the written permission of Keypoint Intelligence.
Any duplication without the written permission is prohibited ©2026 Keypoint Intelligence – (012502)

- In High/Super Fine mode, both devices produced fully formed copied text that remained legible down to the smallest 6-pt. size. The Canon TM-610M delivered dark, more distinct, and smoother text than that of the Epson SC-T5400M, which exhibited more ink bleed reducing character definition.
- In Standard/Speed, copied text from both devices remained clear and legible at the smallest 6-pt. Although some ink bleed was visible on both under magnification, it was more pronounced on the Epson output, giving the Canon an advantage in character definition and smoothness.

6-pt. copied text in Standard 300 dpi (Canon, left) and Speed 300 dpi (Epson, right); characters are fully formed but exhibit some ink bleed, and Epson's characters are less well defined.

6-pt. copied text in High 600 dpi (Canon, left) and Super Fine 600 dpi (Epson, right); character definition has improved and is much bolder; Canon's text is smoother and more distinct while Epson has more ink bleed, when viewed under magnification.

- When evaluating fine lines using the same QA-1 test chart (where the emphasis is on whether there is a clear distinction between lines rather than the rendering of each line), the fine lines produced by the Canon in Standard mode and Epson in Speed mode remained distinct up to the 3.6 cpm (cycles per millimeter) level.
- In High/Super Fine mode, the Canon model produced clearer and more distinct fine lines up to 5.0 cpm, compared with up to 4.0 for the Epson.



Fine lines in Standard (Canon, left) and Speed (Epson, right) at the most distinct level.

This report has been reproduced with the written permission of Keypoint Intelligence.
Any duplication without the written permission is prohibited ©2026 Keypoint Intelligence – (012502)



Fine lines in High (Canon, left) and Super Fine (Epson, centre) at 5.0 cpm level. The Canon maintained clear line separation at the 5.0 cpm level, whereas the Epson could not. The Epson retained clear spacing at the lower 4.0 cpm level (right).

- Solid density was higher for virtually all colours in Standard/Fine and High/Super Fine quality modes for the Canon TM-610M.
- Halftones produced by the Canon unit were generally well graduated in High and Standard copy modes and showed good detailing and smoother tonal transitions from light to dark areas; in Fast mode, halftones were smooth and slightly darker overall. The Epson's halftones showed good detailing and contrast in all copy modes but were grainier.

Halftone copy quality in High (Canon, left) and Super Fine (Epson, right).

This report has been reproduced with the written permission of Keypoint Intelligence.
Any duplication without the written permission is prohibited ©2026 Keypoint Intelligence – (012502)

Halftone copy quality in Standard (Canon, left) and Fine (Epson, right).

Halftone copy quality in Fast (Canon, left) and Speed (Epson, right).

- In colour fidelity testing, which is based on a select range of 12 PANTONE shades for corporate logos, the Canon device had a lower (4.9) average Delta E measurement compared with 6.3 for the Epson unit in High/Super Fine mode; results were comparable in default.

This report has been reproduced with the written permission of Keypoint Intelligence.
Any duplication without the written permission is prohibited ©2026 Keypoint Intelligence – (012502)

Scan Capture Quality

Category	Canon imagePROGRAF TM-610M	Epson SureColor SC-T5400M
Resolution and Sharpness at Optical Resolution	✓	
Text	✓	
Fine Lines	✓	
Geometric Accuracy	✓	
Halftone Capture Quality	=	=
Creased/Folded & Tracing Paper Original	✓	

✓ denotes a model advantage; = denotes parity in performance.

- Both devices' black and colour scan output exhibited smooth, clean, and distinct 6-pt. text in the highest quality setting.

Canon 600 dpi B&W

Epson 600 dpi B&W

Canon 600 dpi

Epson 600 dpi

- Text produced by both models at 300-dpi resolution was perfectly acceptable and legible at the smallest 6-pt. level. There was stair stepping visible under magnification on each model's black scan output but Canon had the edge with darker and more distinct characters, while Epson's text was less well-defined owing to background pixel noise.
- In colour 300 dpi, Canon's text was dark and distinct, with some colour fringing, while again Epson's text was less well-defined owing to background pixel noise.

Canon 300 dpi B&W

Epson 300 dpi B&W



Canon 300 dpi



Epson 300 dpi

This report has been reproduced with the written permission of Keypoint Intelligence.
Any duplication without the written permission is prohibited ©2026 Keypoint Intelligence – (012502)

- Both devices produced comparably consistent 3.2 fine lines at 300 dpi resolution.
- At maximum resolution, the Canon device produced clean fine lines at the 4.5 level, whereas the Epson's 4.5 lines were less distinct and failed to deliver clear space between the lines; it could only produce clean and clearly-spaced lines at the 4.0 level.

Canon 300 dpi B&W

Epson 300 dpi B&W

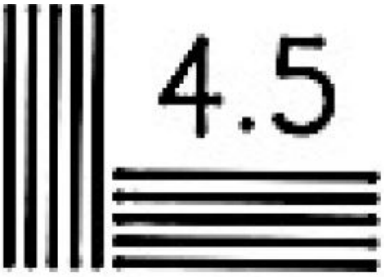

Canon 600 dpi B&W

Epson 600 dpi B&W

Epson 600 dpi B&W

- The Adobe Photoshop Measuring Tool was used to assess geometric accuracy, defined as the variation between the actual length of the document and the length of the scanned image. Both devices delivered very good accuracy, although the Canon held a slight overall advantage, with variations of 0.3 mm in landscape and 0.2 mm in portrait orientation, compared with variations of 0.2 mm and 0.5 mm, respectively, for the Epson SC-T5400M (see Supporting Test Data).
- When scanning the TL-5003 mixed text/image test chart in full colour and in greyscale at 300 dpi and 600 dpi, both delivered very good halftone quality. Canon's output was darker overall; fine detail was retained particularly well in lighter contrast areas, including the jumper's knitted textures, the wispy white hair on the left side of man's face, and details around the facial hair and eyes. However, the dark contrast areas suffered from some loss of detailing.
- Epson's output exhibited very good detailing in dark contrast areas, such as the man's right cheek and neck, and more even and subtler tonal gradations, overall. However, output scanned in full colour mode exhibited a slight sepia hue.

Halftone capture in full colour at 600 dpi with Canon output (left) and Epson output (right)

Halftone capture in black and white at 600 dpi with Canon output (left) and Epson output (right)

This report has been reproduced with the written permission of Keypoint Intelligence.
Any duplication without the written permission is prohibited ©2026 Keypoint Intelligence – (012502)

Halftone capture in full colour at 300 dpi with Canon output (left) and Epson output (right).

Halftone capture in black and white at 300 dpi with Canon output (left) and Epson output (right).

Creased/Folded & Tracing Paper Output Quality

To assess scan image quality when handling creased originals, technicians scanned a creased newspaper, a lightweight weekly magazine sample and a faded manuscript (an ordinance map printed on linen) to evaluate how effectively each device minimized the appearance of wrinkles and folds. Originals were scanned using the default 300 dpi settings. Keypoint used a CAD drawing on tracing paper to assess scan image quality using the devices' Tracing Paper original type settings.

Keypoint's Test Targets: Newsprint (left), Magazine (centre), and Faded Manuscript

This report has been reproduced with the written permission of Keypoint Intelligence.
Any duplication without the written permission is prohibited ©2026 Keypoint Intelligence – (012502)

Newspaper

- When scanned in portrait orientation, Canon's newspaper scan displayed less vibrant colours than Epson's and more show-through from reverse-side text. However, overall image quality was good, and the creases and wrinkles were eliminated when viewed under magnification, whereas the text quality was visibly impacted by creases on the Epson scanned image file.

Canon produced a wrinkle-free scanned image of the creased newsprint original

There was some impact on quality on Epson's scanned output in areas with heavy creases as shown above, but only when viewed under magnification

Lightweight Magazine

- When scanning a lightweight creased magazine original, both devices produced good-quality magazine scans with bright colours, and the original wrinkles were not visible in the resulting output.

Canon (left) and Epson (right) scanned images of a creased magazine double page spread. No wrinkles or folds were observed in the scanned output.

This report has been reproduced with the written permission of Keypoint Intelligence.
Any duplication without the written permission is prohibited ©2026 Keypoint Intelligence – (012502)

Faded Manuscript

- When scanning a faded and creased 1879 ordinance manuscript printed on cloth, both devices produced smooth, good-quality results overall. Under magnification, however, creases and folds were less pronounced in the Canon scan, giving the output a smoother appearance than the Epson's, while Epson produced brighter colours.

Canon (left) and Epson (right) scan image output of the faded manuscript

Cross-section close up taken from the Canon scanned image shows the creases are slightly visible but relatively smoothed out overall.

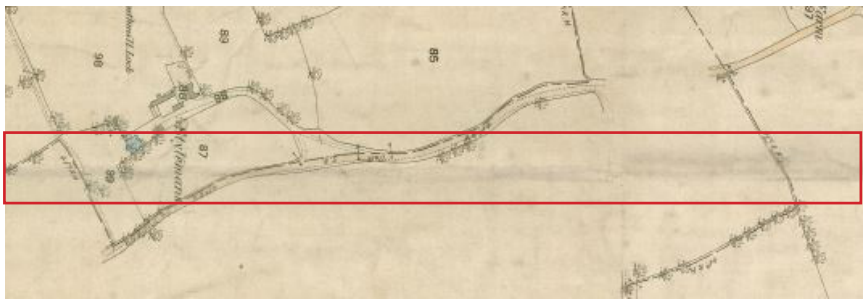

Cross-section taken from the Epson scanned image shows the creases are more pronounced across the full width of the image when viewed under magnification.

This report has been reproduced with the written permission of Keypoint Intelligence.
Any duplication without the written permission is prohibited ©2026 Keypoint Intelligence – (012502)

Tracing Paper

Using the devices' Tracing Paper setting, Keypoint Intelligence scanned a CAD original printed on translucent tracing paper at 300 dpi in monochrome.

- The Canon produced clean, crisp output with clearly defined fine lines, strong contrast, and a clean white background in non-image areas.
- By comparison, the Epson's output was darker, with a shadowing effect around lines and text that made them appear heavier and reduced fine-detail definition; some blank areas also showed unwanted dark shading, particularly near the edges of the original.

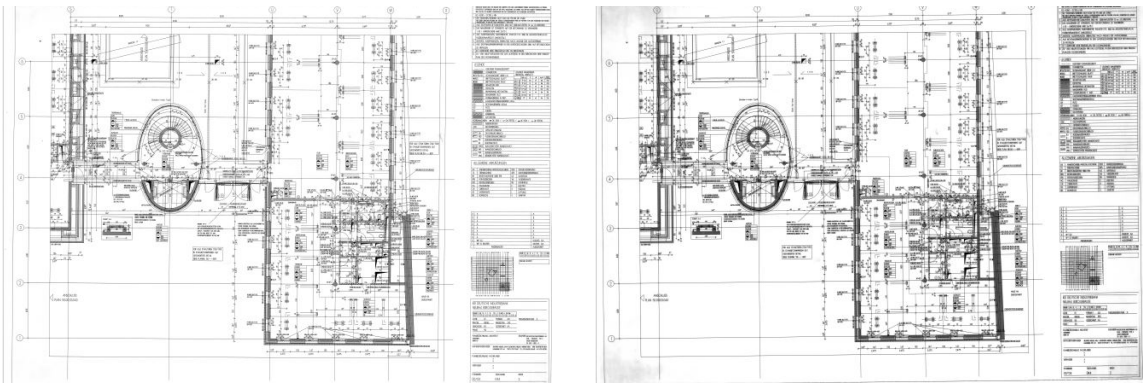

Canon (top) and Epson (bottom) scans of a CAD original printed on tracing paper

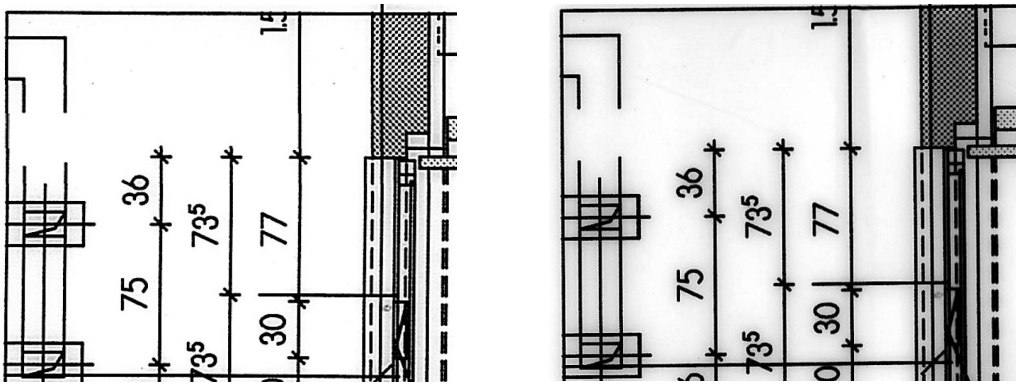

Cross-section taken from the Canon (left) and Epson (right) showing clear differences in quality

This report has been reproduced with the written permission of Keypoint Intelligence.
Any duplication without the written permission is prohibited ©2026 Keypoint Intelligence – (012502)

Print Productivity

Category	Canon imagePROGRAF TM-610M	Epson SureColor SC-T5400M
First Page Out from Weekend Non-Use		✓
First Page Out from Ready State	✓	
Throughput Speed (Fastest Mode)	✓	
Throughput Speed (Default Mode)	✓	
Throughput Speed (Highest-Quality Mode)	✓	
Job Stream	✓	
A0 Throughput Speed (Standard/Quality)	=	=

✓ denotes a model advantage; = denotes parity in performance.

- After a weekend of non-use, the Canon TM-610M's first-page-out time was a third (35.0%) slower than that of the Epson SC-T5400M (92.47 seconds versus 68.50 seconds) when printing in Fast/Speed mode. Start-up time before printing began was also slower at 58.41 seconds, compared with 36.46 seconds for the Epson unit.
- The Canon's first-page-out from ready state result was 4.7% faster—50.24 seconds for the Canon compared with 52.72 seconds for the Epson in Fast/Speed mode. Start-up time was, again, slightly faster for the Canon (17.06 seconds versus 20.78 seconds for the Epson).
- In the job stream test, which simulates a typical mixed large-format workflow, the Canon TM-610M outperformed the Epson SC-T5400M across all tested modes, completing the work 25.8% faster in Fast/Speed mode, 40.7% faster in Standard/Quality mode, and 57.5% faster in High/Max Quality mode.
- In the 12-page colour DWF test, the Canon model was 21.9% faster than the Epson in Fast/Speed mode, 29.6% faster in Standard/Quality mode, and 39.2% faster in High/Max Quality mode.
- Similarly, when printing the 12-page DWF test file in monochrome, the Canon TM-610M was 23.6% faster in Fast/Speed mode; 28.9% faster in Standard/Quality mode, and 39.2% faster in High/Max Quality mode than the Epson device.
- Results in the A0-size test were mixed. The Epson delivered the faster first-page-out time, at 66.8 seconds versus 79.7 seconds for the Canon, while the Canon held a slight advantage over the five-page run, completing the job in 339.6 seconds compared with 343.2 seconds for the Epson.

This report has been reproduced with the written permission of Keypoint Intelligence.
Any duplication without the written permission is prohibited ©2026 Keypoint Intelligence – (012502)

Copy Productivity

Category	Canon imagePROGRAF TM-610M	Epson SureColor SC-T5400M
A1 (Landscape) First Page Out	✓	
A0 First Page Out	✓	

✓ denotes a model advantage; = denotes parity in performance.

The Epson device provides an additional speed setting (Fine), but for the purposes of this test, copy productivity was judged on copy quality that was comparable to the following quality modes: Fast/Draft, Standard/Speed, and High/Super Fine.

- The Canon TM-610M delivered faster first-copy-out times than the Epson across all tested A1 and A0 tests. In A1 landscape testing, Canon was 21.5% faster in monochrome and 28.0% faster in colour in Fast/Draft mode in default dpi settings, 16.4% and 6.6% faster, respectively, in Standard/Speed mode, and 16.9% and 24.2% faster at the highest-quality 600 dpi setting.
- The first-copy-out performance advantage was similarly consistent at A0 size, with Canon 29.1% faster in monochrome and 33.4% faster in colour in Fast/Draft mode, 14.1% and 10.1% faster in Standard/Speed mode, and 16.9% and 20.8% faster, respectively, at the highest-quality 600 dpi setting.

Scan Productivity

Category - Files Set to Save As PDFs	Canon imagePROGRAF TM-610M	Epson SureColor SC-T5400M
A1 Single-Page Scanning (Monochrome/Colour Modes)	✓	
A0 Single-Page Scanning (Monochrome/Colour Modes)	✓	
First Page Out to Desktop (Monochrome/Colour Modes)	✓	

✓ denotes a model advantage; = denotes parity in performance.

Category – Files Set to Save As JPEGs	Canon imagePROGRAF TM-610M	Epson SureColor SC-T5400M
A1 Single-Page Scanning (Monochrome/Colour Modes)	✓	
A0 Single-Page Scanning (Monochrome/Colour Modes)	✓	
First Page Out to Desktop (Monochrome/Colour Modes)	✓	

✓ denotes a model advantage; = denotes parity in performance.

This report has been reproduced with the written permission of Keypoint Intelligence.
Any duplication without the written permission is prohibited ©2026 Keypoint Intelligence – (012502)

- In A1 (Landscape) scan-to-PDF throughput testing, timings were taken from initiation to the document exiting the scanner. The Canon TM-610M had a clear speed advantage in virtually all modes tested with parity only in colour at 200 dpi. Canon's speeds were 7.9% faster in monochrome at 200 dpi, 5.2% faster at 300 dpi, and 21.3% faster at 600 dpi; in colour mode, the Canon's performance was 6.0% faster at 300 dpi, and 38.7% faster at 600 dpi than the Epson model.
- In A0 scan-to-PDF throughput testing the Canon TM-610M was, again, much the faster model in all quality and colour modes. It was 12.0% faster in monochrome at 200 dpi, 23.0% faster at 300 dpi, and 13.1% faster at 600 dpi; in colour mode, it was 6.3% faster at 200 dpi, 11.4% faster at 300 dpi, and 40.6% faster at 600 dpi than the Epson model
- In A1 scan-to-PDF desktop testing, measuring the time taken from initiation to the scan appearing at the desktop, the Canon was faster than the Epson model in virtually all of the modes tested. It was 18.4% faster in monochrome at 200 dpi, 35.2% faster at 300 dpi, and 33.4% faster at 600 dpi; in colour mode, the Canon's performance was 25.2% faster at 200 dpi, 2.0% faster at 300 dpi, and 41.3% faster at 600 dpi.
- Similarly, in A0 scan-to-PDF desktop testing, the Canon device was the faster performer in all quality and colour modes.
- Using the devices' default JPEG scan format, Canon was faster across all A1 and A0 workflows, with the strongest gains seen at the highest dpi resolution; in A1 landscape colour at 600 dpi, its throughput was twice as fast as the Epson.

Banner Printing

Category	Canon imagePROGRAF TM-610M	Epson SureColor SC-T5400M
Banner Printing Capability	✓	
Productivity	=	=

✓ denotes a model advantage; = denotes parity in performance.

Keypoint Intelligence's 105" x 36" Banner Test Target (4,955-KB PDF)

This report has been reproduced with the written permission of Keypoint Intelligence.
Any duplication without the written permission is prohibited ©2026 Keypoint Intelligence – (012502)

- Both models successfully completed the banner print test. The Canon TM-610M generated the desktop preview in 10.9 seconds, and took a further 6 minutes, 6.4 seconds from preview to final paper cut. Note, the actual time from the start of printing to final cut is 4 minutes, 15.03 seconds, meaning this large banner job has a PC processing element that will result in slight differences in performance time.
- The Epson SC-T5400M took 11.1 seconds to generate a preview, and a further 5 minutes, 59.8 seconds from preview to final paper cut. The actual time from the start of printing to final cut is 5 minutes, 46.41 seconds.
- In Fast/Speed mode, no image quality issues were observed on the Canon output, while minimal banding was visible on the Epson's banner when viewed from a distance of two feet.

Poster Printing

Category	Canon imagePROGRAF TM-610M	Epson SureColor SC-T5400M
Image Quality	✓	
Productivity (Fast/Speed)	✓	
Productivity (Standard/Quality)	✓	
Productivity (High/Max Quality)	✓	

✓ denotes a model advantage; = denotes parity in performance.

Keypoint Intelligence's A1 Poster Test Target

- The Canon TM-610M was faster at printing the A1-sized Poster test target in all modes, completing the job in 50.4 seconds in Fast mode, 57.1 seconds in Standard mode, and 2 minutes, 18.6 seconds in High mode. The corresponding Epson times were 54.8 seconds in Speed mode, 1 minute, 19.2 seconds in Quality mode, and 2 minutes, 52.7 seconds in Max Quality mode.
- Banding was evident on output printed in Fast mode by both models (minimal for the Canon). When unidirectional printing was selected, banding was largely eliminated on the Canon output with a print time of 54.9 seconds, while minimal banding was still visible on the Epson output printed in 58.6 seconds.
- At the higher quality modes, there was no observable banding on output from both models.

This report has been reproduced with the written permission of Keypoint Intelligence.
Any duplication without the written permission is prohibited ©2026 Keypoint Intelligence – (012502)

Direct Print Submission

Category	Canon imagePROGRAF TM-610M	Epson SureColor SC-T5400M
Direct Print Submission	=	=
Mobile App Integration	✓	

✓ denotes a model advantage; = denotes parity in performance.

- Canon's Direct Print Plus uses a proprietary PDF engine to support direct printing of PDF, JPEG, TIFF, and HPGL/2 files without requiring native applications or print drivers. Its Job Preparation screen brings together job settings, previews, and printer status information, as well as cloud file access from services like Dropbox, OneDrive, Google Drive, and Box for added convenience. Bidirectional communication with the printer minimizes the risk of media mismatches.
- The utility also supports job reprints, real-time progress tracking, and integration with Canon Accounting Manager for project cost monitoring. Its Shortcut Print function allows users to create multiple drag-and-drop desktop shortcuts with predefined settings, providing a simple hot folder-style workflow for repetitive jobs.

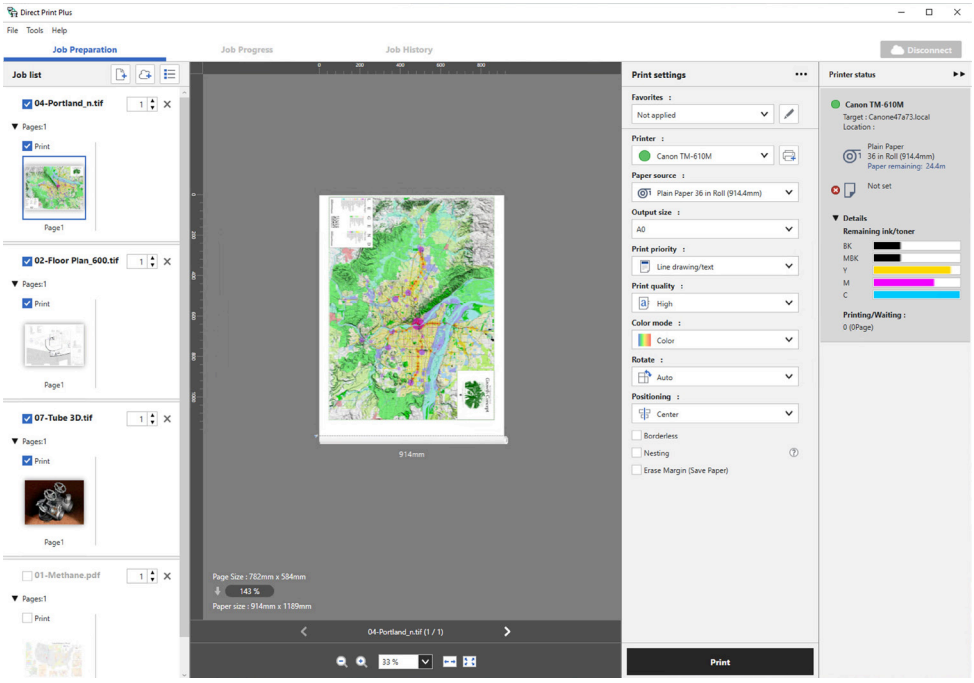

Canon Direct Print Plus

- Similar to Direct Print Plus, Epson users can download the Epson Print Automate utility, for direct printing of PDF, JPEG, and TIFF files via shortcuts without the need to open applications. Individual options such as print size, rotation, print quality and number of copies before printing can be specified, with the ability to save job settings as presets for quick repeat work.

This report has been reproduced with the written permission of Keypoint Intelligence.
Any duplication without the written permission is prohibited ©2026 Keypoint Intelligence – (012502)

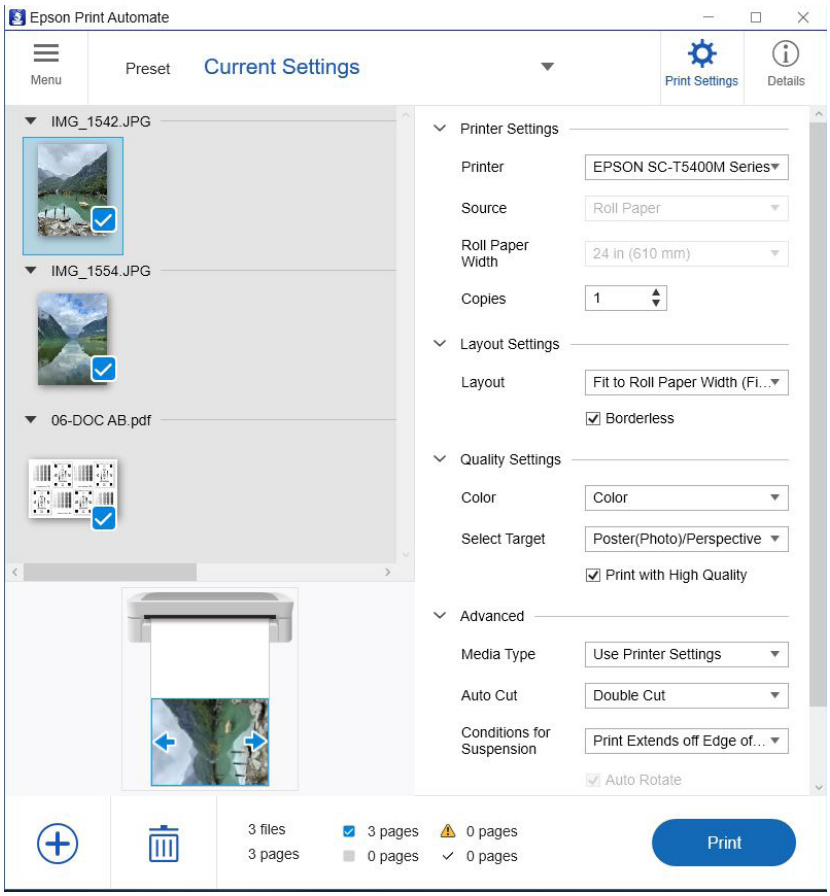

Epson Print Automate

- Epson Print Layout is another utility which enables the direct printing of JPEG and TIFF files. Users can preview print layouts, view thumbnail images of multiple print jobs, and select colour management and print settings directly within the utility. Job settings can be saved as presets (more than 100 presets can be saved) for easy repeat work.

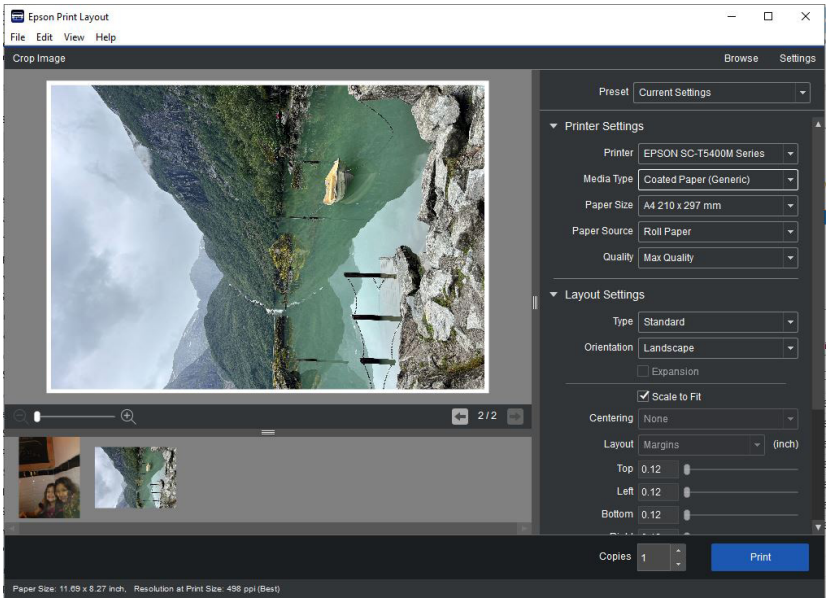

Epson Print Layout

This report has been reproduced with the written permission of Keypoint Intelligence.
Any duplication without the written permission is prohibited ©2026 Keypoint Intelligence – (012502)

- The Canon PRINT mobile print apps enable wirelessly printing to compatible large-format printers on the same WiFi network. With a clean interface, extensive print and image editing settings, and integration with cloud storage services, the app streamlines mobile printing. In testing, we could not find any compatible proprietary mobile apps for the Epson SC-T5400M.
- The TM-610M supports IPP Everywhere, enabling direct printing from Chromebooks without a Canon-specific printer driver, and Mopria, enabling direct print support from Android devices.
- Both models support mobile printing via AirPrint for added convenience; we could connect and print to the devices easily using this method.

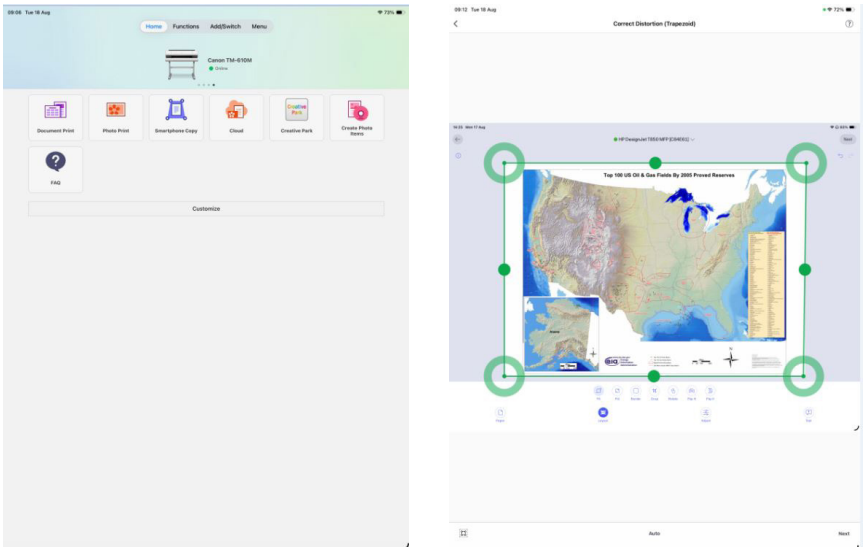

Canon PRINT mobile app's home screen and image editor

Walk Up Ease of Use

Category	Canon imagePROGRAF TM-610M	Epson SureColor SC-T5400M
Interface	✓	
Scan Media Handling	=	=
Original (Delicate) Documents Handling	=	=
Print Media Loading	=	=
User Maintenance/Consumables Replacement	=	=
Copy Job Programming	=	=
Scan Job Programming	=	=
Stored Job Reprinting		✓

✓ denotes a model advantage; = denotes parity in performance.

This report has been reproduced with the written permission of Keypoint Intelligence.
Any duplication without the written permission is prohibited ©2026 Keypoint Intelligence – (012502)

Interface

- Both models feature easy-to-navigate, tiltable colour touchscreens that aid accessibility. The Canon TM-610M has a larger 5-inch display than the Epson's 4.3-inch screen, providing a more spacious interface for viewing settings and navigating menus.
- Canon's touchscreen supports customizable home screens, allowing frequently used functions and workflows to be tailored to different user environment; Epson's touchscreen is not customizable.

Canon TM-610M touchscreen

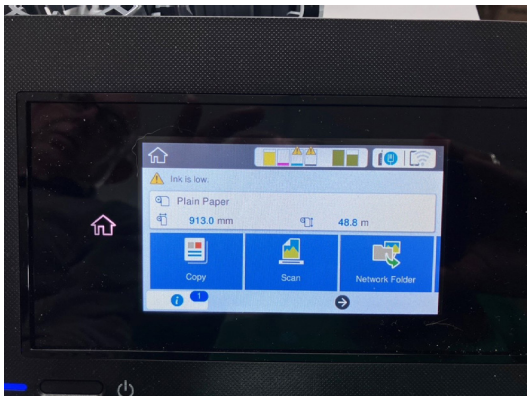

Epson SC-T5400M touchscreen

Scan Media Handling

- The TM-610M comes with a new integrated scanner design, which is intended to simplify installation while creating a flatter, more compact MFP footprint than the competing model configuration.
- The scanner-loading area has been redesigned with a flatter roll cover and a large flat surface provides space to support and feed documents, helping make walk-up scanning more straightforward. The Epson also offers a large area to rest originals when positioning and feeding them into the scanner.
- The Canon offers front-feed and top-down insertion combined to make originals easier to load and protect during handling.
- Documents are loaded via slide in insertion method on the Epson SC-T5400M's scanner which can potentially make it more difficult to feed an original with curled edges, however we did not experience any issues during testing. Epson advise the use of an optional carrier sheet when scanning thin, transparent, fragile, or more valuable documents.
- Neither device offers an automatic deskew function within its scan menu, although originals are straightforward to align manually. The Canon has grey and white alignment markers, while the Epson uses a fixed right-hand guide and an adjustable left-hand guide to help position documents accurately.
- Loading an original into the Canon scanner is straightforward: users align the right-hand edge with the grey and white guides and feed the leading edge into the input slot until the scanner takes hold and positions it automatically. Care should be taken with the central flap, which could potentially cause a jam if closed during scanning.
- Epson users follow a similar process, aligning the document with the fixed right-hand guide before feeding it into the scanner. The device then advances the original to the scan start position, after which the adjustable left-hand guide is moved into place before scanning begins.
- After scanning, the original is held rather that immediately released by default, allowing the user to eject it when ready. This hold/eject function can be changed on the control panel.

This report has been reproduced with the written permission of Keypoint Intelligence.
Any duplication without the written permission is prohibited ©2026 Keypoint Intelligence – (012502)




The Canon TM-610M new integrated scanner employs a staggered 5-band array of RGB LEDs; a large area helps users to rest and position documents flat for scanning (centre).



Epson scanner's staggered 3-band array of RGB LEDs (left); it offers a decent-sized area to prepare documents for scanning (right).

This report has been reproduced with the written permission of Keypoint Intelligence.
Any duplication without the written permission is prohibited ©2026 Keypoint Intelligence – (012502)

Original (Delicate) Documents Handling

To assess the devices' ability to handle delicate originals, Keypoint Intelligence technicians scanned a selection of challenging document types on each device using the default 300 dpi settings. These included a double-page newspaper spread, a creased lightweight consumer magazine, a tracing-paper CAD original, and a faded manuscript.

	Canon imagePROGRAF TM-610M	Epson SureColor SC-T5400M
Newpaper	Successfully scanned in portrait and landscape orientation with no handling issues	Successfully scanned in portrait and landscape orientation with no handling issues
Lightweight Creased Magazine	Successfully scanned in portrait; jammed when fed in landscape orientation, but with no damage to original	Successfully scanned in portrait; jammed when fed in landscape orientation, but with no damage to original
Tracing Paper 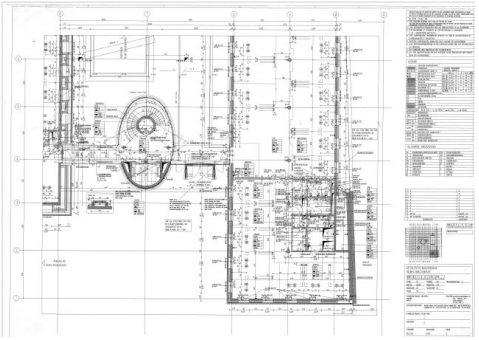	Using 'Tracing Paper' original type setting, successfully scanned with no handling issues	Using 'Tracing Paper' as original type, successfully scanned with no handling issues
Faded Manuscript (Ordinance Map on Heavyweight Linen)	Successfully scanned with no handling issues	Successfully scanned with no handling issues

This report has been reproduced with the written permission of Keypoint Intelligence.
Any duplication without the written permission is prohibited ©2026 Keypoint Intelligence – (012502)

Print Media Handling

- Both the Canon and Epson models support cut sheet media, with one sheet (maximum size A0) handled at a time.
- Keypoint technicians found loading cut-sheet media to be equally straightforward on both models. The Canon model has an adjustable insertion guide that makes inserting cut-sheet media an easy process, while Epson users must align the right hand edge with the guide on the device. Both devices require the removal of roll media before inserting a cut-sheet. Epson users must set the paper type and size manually.
- Loading a media roll on the Canon is straightforward: rolls are mounted on a spindle and secured with a lockable flange. Once installed, the leading edge is fed into the paper slot until the printer takes it, after which the roll cover can be closed and the device completes the loading process automatically.
- For new rolls, the Canon's built sensors will auto detect paper type and thickness, whereas Epson users must confirm paper type and length on the touchscreen.
- Both models can print media type, remaining roll length, and a barcode onto partially-used rolls. When the roll is reloaded with media tracking enabled, the barcode is read automatically, allowing the printer to retrieve the stored media information and complete setup with minimal user intervention.
- The Canon can warn users when the loaded roll does not contain enough media to complete a job prior to commencing; the user can set when this alert happens in the Paper Related menu under Roll Amount Warning setting. Users are offered the option to continue, replace the media before printing, or cancel the job, which helps to minimize disruption. If the roll is depleted during printing, the device resumes from the start of the interrupted page once new media is loaded, helping to minimize unnecessary ink and paper waste.
- When media runs out mid-job on the Epson, an alert is displayed prompting users to reload paper. Once a new roll is loaded, the Epson will resume printing the job from the page it had stopped at which helps to minimize on ink and paper usage.
- The catch baskets of both models enable most printed sheets to be stacked neatly. However, near the end of the media rolls, the tightly curled output from both devices tended to spill out of the basket.



Roll media is loaded onto a spindle for both devices (Canon, left; Epson, right)

This report has been reproduced with the written permission of Keypoint Intelligence.
Any duplication without the written permission is prohibited ©2026 Keypoint Intelligence – (012502)

User Maintenance/Consumable Replacement

- Ink cartridges can be replaced during operation with the Canon model but not with the Epson device, helping to reduce downtime for Canon users.
- Ink replacement on both devices is straightforward. On the Canon model, users simply lift the ink housing cover on the printer's right (C,M,Y) or left (MBK, K) sides, then unlatch and remove the ink tank and replace it. Each slot is colour coded to prevent users from inserting a cartridge in the wrong positions.
- The Epson offers a similar process for users with its inks located at the bottom right of the Epson. Using the indentation at the top of the spent cartridge, users just hook and pull it out from the device.

Ink replacement on the Canon TM-610M

Ink replacement on the Epson SC-T5400M

- Each model's printhead is user replaceable, helping to reduce downtime.
- The Canon uses a maintenance cartridge that requires periodic replacement and cannot be changed during printing. Similarly, the Epson uses a maintenance box that must be replaced when an end-of-service-life warning is displayed; advance notification is provided as the box nears capacity, allowing replacement to be planned while printing can continue.
- Both devices offer comprehensive maintenance functions via their respective control panels, with settings and routines easy to locate and navigate.

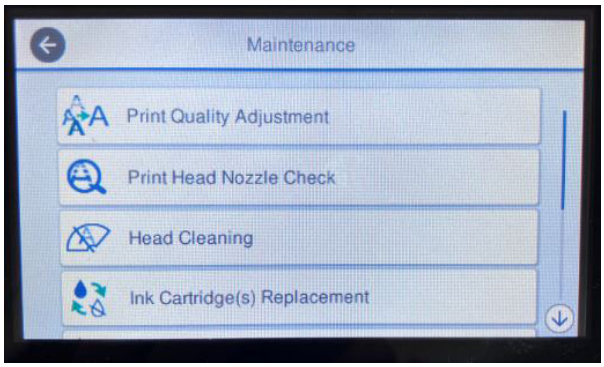

Maintenance settings (Canon, left; Epson, right)

This report has been reproduced with the written permission of Keypoint Intelligence.
Any duplication without the written permission is prohibited ©2026 Keypoint Intelligence – (012502)

- Canon Status Monitor provides feedback on consumable levels; Canon's Remote UI is a browser-based utility that lets users remotely monitor printer status and consumables, review job information, and configure device and network settings from the desktop.
- Epson users can manage the SC-T5400M (update firmware, view error conditions) via Epson Device Admin, as well as Epson Edge Dashboard, which tracks job utilization and media usage.

Copy Job Programming

- Performing a copy job on the Canon TM-610M is straightforward, user-friendly process thanks to its clear menu design and settings, with most typical settings found on the Copy screen and advanced settings listed under Other Settings. After scanning the original, Canon users must remove it from the device before the copy job continues.
- Performing a copy job on the Epson SC-T5400M is equally straightforward. The Copy screen opens on the Basic Settings tab, which lists typical settings for simplified job programming. A further Advanced tab provides more detailed settings such as Original Type and Image Quality. Once the original is loaded and scanned, users must hold the original and press the OK button prior to remove the original from the device, after which printing will commence start.

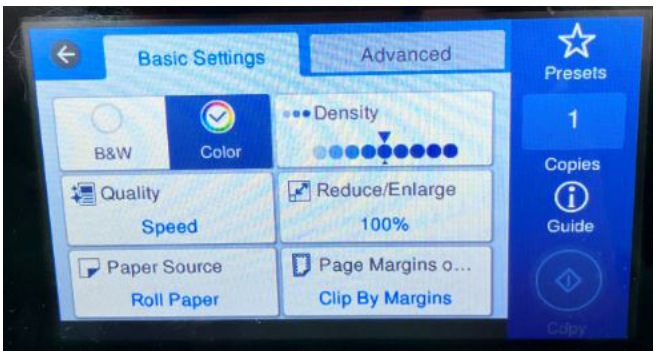

Copy screens offering typical settings (Canon, left; Epson right)

Scan Job Programming

- Setting up a scan job on both devices is straightforward, with clear menus providing access to commonly used settings as well as more detailed image-adjustment options. On both devices, users are first presented with destination choices, after which settings such as scan size, file format, density, contrast, and saturation are displayed.
- When scanning to desktop/network folder, users must set up the file destination either on the control panel or the web browser.
- Scan previews are not available with either model, hence both entail a similar workflow of Scan/Print/Check Print/Change Settings and Re-Scan/Reprint/Repeat as necessary.
- Both Canon and Epson users can save frequently used job settings as custom presets, enabling faster setup for repeat workflows.
- Users are unable to directly scan to cloud on the Canon TM-610M or Epson SC-T5400M, however scan to email is supported on both devices.
- Canon and Epson users can edit and rename scan filenames which makes it easier for users to identify files when back at the desktop or searching the USB drive. The filenames will include date and time automatically.

This report has been reproduced with the written permission of Keypoint Intelligence.
Any duplication without the written permission is prohibited ©2026 Keypoint Intelligence – (012502)

Stored Job Reprinting (including via USB key and cloud)

- Printing directly from a USB drive or cloud service is not supported on the Canon TM-610M; the Epson does not offer printing via cloud.
- The Epson SC-T5400M supports direct USB printing of JPEG and TIFF files, allowing walk-up users to print while at the device, aiding document portability; TIFF files are shown in a list, while JPEGs are displayed as thumbnail previews.
- Neither device includes a hard drive, so print jobs cannot be stored on the printer for later reprinting.
- Repeat jobs on the Canon must therefore be resubmitted from an external device, including via AirPrint or Chromebook-supported workflows. (See the section on Direct Print Submission)

Stacking Functionality

Keypoint Intelligence ran a test using 50 A0-sized prints to assess how effectively each device's output basket collected and collated longer print runs.

- The Canon stacked the prints in a neat, well-aligned stack that was easy to remove. By comparison, the Epson's prints were less orderly, with around half of the output left curled in the basket and the remainder stacked unevenly, with some areas resting on the floor.
- Canon users would need to attend the device less frequently during longer print runs, while Epson users would need to monitor output more closely and remove prints at regular intervals to reduce the risk of them becoming creased, damaged, or soiled.

Fifty A0-sized prints were collected neatly in the Canon output basket (left), while the Epson output was less orderly, with prints curling in the basket and some extending towards the floor (right), making the basket better suited to shorter print runs.

This report has been reproduced with the written permission of Keypoint Intelligence.
Any duplication without the written permission is prohibited ©2026 Keypoint Intelligence – (012502)

Ink Consumption

Keypoint Intelligence technicians noted that the inherent variability of inkjet technology—such as, unpredictable head flushing and calibration routines—can lead to differing test results at different times. While every effort is made to ensure fair and consistent testing, the results should be seen as indicative of likely performance rather than a precise prediction of actual ink consumption in real-world conditions.

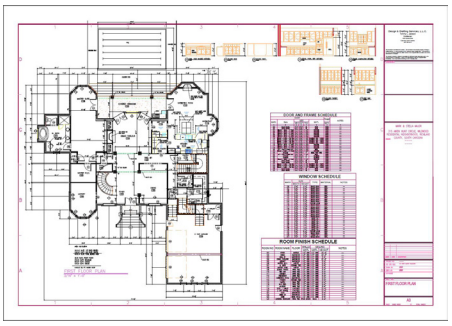

Cottage Architectural Plan Test Document

SO Office Poster

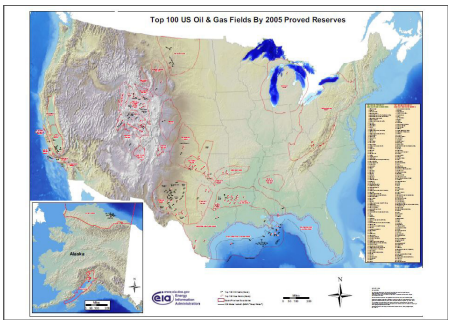

GIS Map Test Document

Overall Weight of Ink Used (in Grams)

Document Type	Canon imagePROGRAF TM-610M	Epson SureColor SC-T5400M
Cottage Architectural Plan	30.6	30.3
ISO Office Poster	116.5	108.4
GIS Map	84.8	100.9

Results are averaged across three sets of 50-page A0 printing in Fast/Speed for the Cottage Architectural Plan and Standard/Quality mode for the other document types.

- Both devices used a comparable amount of ink when printing the Cottage Architectural Plan test target on plain media. This translates to the Canon device using 1.9% of its total available ink, while the Epson used 6.6%.
- In the ISO Poster test conducted on matte coated media, the Canon unit used 7.5% more ink compared with the Epson device. In this print scenario, it used 7.3% of its total available ink, while the Epson used 23.6%.
- In the GIS Map test conducted on matte coated media, the Canon TM-610M used 15.9% less ink compared with the Epson device; it used 5.3% of its total available ink, while the Epson model used 21.9%.

This report has been reproduced with the written permission of Keypoint Intelligence.
Any duplication without the written permission is prohibited ©2026 Keypoint Intelligence – (012502)

Device Feature Set

- The Canon TM-610M's rated scan speeds are higher, at 5 inches/sec in colour and 10 inches/sec in monochrome, compared with 4.5 and 7.5 inches/sec, respectively, for the Epson SC-T5400M.
- The Canon scanner accommodates media up to 0.8 mm thick, compared with a maximum of 0.3 mm for the Epson.
- The Epson SC-T5400M supports longer scan originals, at up to 30.5 m (depending on settings), while the Canon TM-610M is specified for originals up to 8.304 m.
- The Epson supports a broader range of scan file formats, adding TIFF and PDF/A to JPEG and PDF, while Canon supports JPEG and PDF.
- Epson provides additional scan workflow capabilities, including batch scanning (which helps boost productivity for users in scan-intensive environments) and password/permissions settings for PDFs, which are not supported on the Canon.
- Canon has introduced a new controller platform derived from its Satera series, bringing additional MFP functionality and management capabilities to the TM platform. There are some limitations with the new controller, however, which include: no multipage PDF scanning, no scan-to-FTP, and no Remote UI firmware update.
- Both devices provide a range of network-security features, including IPsec, TLS, IEEE 802.1X and WPA3, while the Canon TM-610M has introduced more extensive security-management capabilities, including Secure Boot, SIEM connectivity (which enables security logs from the printer to be centrally collected and analyzed, helping IT administrators identify anomalous activity or potential threats), security-event logging and predefined recommended security settings.
- Canon's Media Configuration Tool provides dedicated desktop-based management of media information, allowing users to add and customize media and synchronize settings with the printer and driver. Epson offers broadly similar media-management capabilities through its Edge Dashboard software and custom-media settings.
- Canon ink tanks can be replaced while the printer is operating, helping to minimize interruption; this capability is not available on the Epson.
- The Canon utilizes 15,360 printhead nozzles in total, compared with 2,400 on the Epson.
- The Canon unit's ink delivery system dispenses a larger 5-picoliter drop size versus the Epson's 4-picoliter (with variable-sized droplet technology).
- The Epson accommodates longer roll-media jobs, supporting a maximum printable length of 91 m compared with 18 m (depending on OS and application) for the Canon unit.

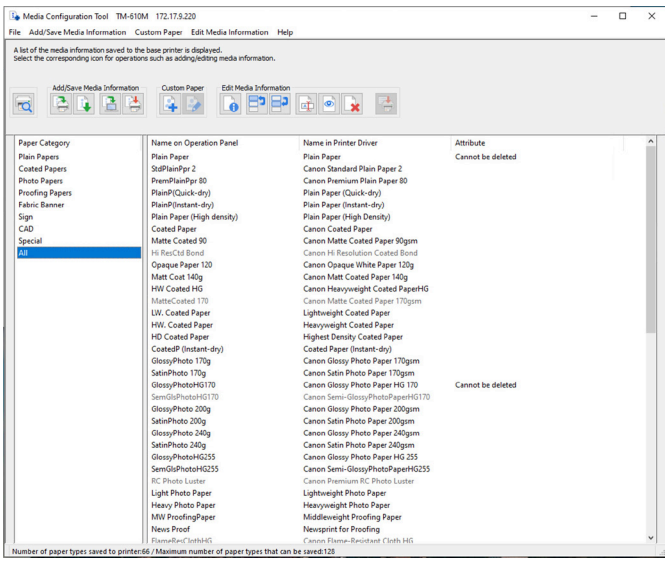

Canon Media Configuration Tool

This report has been reproduced with the written permission of Keypoint Intelligence.
Any duplication without the written permission is prohibited ©2026 Keypoint Intelligence – (012502)

- The Canon supports roll media up to 0.8 mm thick, compared with a maximum of 0.3 mm on the Epson.
- The Epson accepts larger-diameter media rolls, at up to 170 mm versus 150 mm for the Canon.
- Epson offers greater borderless-printing flexibility, supporting selected roll sizes with no margins on all sides and cut sheets with no left/right margins; Canon borderless printing is limited to roll media.
- The Canon provides 2 GB of RAM compared with 1 GB on the Epson. Neither device includes a hard drive.
- The Canon has a smaller and lighter footprint, measuring 1,285 mm wide and weighing 77 kg, compared with 1,385 mm and 88 kg for the Epson.
- The Epson has lower power consumption, rated at 38 W during operation and 1.6 W in standby, compared with 76 W and 2.2 W, respectively, for the Canon.
- The Canon operates with a rated acoustic pressure of 41 dB(A) versus 50 dB(A) for the Epson.
- Canon states that the TM-610M incorporates 35% recycled plastic and 5% recycled iron; no equivalent recycled-material content was identified for the Epson SC-T5400M.

Driver Feature Set

- The Canon driver provides more media profiles, with 48 standard profiles plus 10 user-customisable options, compared with 23 on the Epson.
- Canon supports watermark printing, a capability not available in the Epson driver.
- The Canon driver supports up to 16-up printing, compared with a maximum of 4-up on the Epson.
- Epson supports layouts up to 4 × 4 compared with 2 × 2 on the Canon.
- The Epson driver includes saturation adjustment, which is not available in the Canon driver; both devices provide CMY balance, brightness, contrast, and advanced colour-management controls.
- Both printers support unidirectional printing to help reduce and eliminate banding issues in print output. When 'High Speed' feature is disabled in the Epson driver, the printer switches unidirectional mode.
- Canon's Free Layout plus software allows TM-series users to scale, resize, and group files from different applications into a single job directly from the printer driver. With drag-and-drop functionality, images can be precisely positioned on a single page, reducing paper waste.

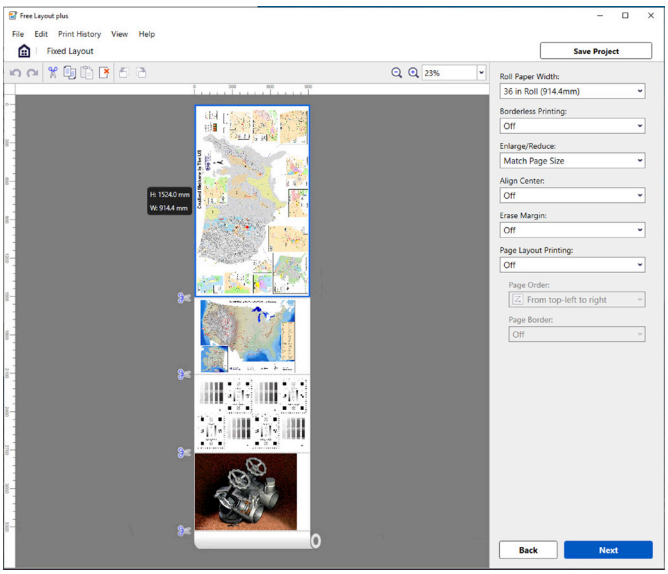

Canon Free Layout plus

This report has been reproduced with the written permission of Keypoint Intelligence.
Any duplication without the written permission is prohibited ©2026 Keypoint Intelligence – (012502)

- Canon's web-based PosterArtist is a user-friendly tool for creating posters and signage. It provides access to stock photo services like Pixabay, Pexels, and Unsplash, and a wide selection of royalty-free images. The software also offers a variety of pictographic icons and templates sorted by type and event, and supports multi-language poster creation with 900 common expressions across 10 languages.
- Within PosterArtist, users can use Free Layout plus tool enables efficient media use by allowing custom arrangement of files and correct double-sided printing orientation for when folding is required. Epson's Print Layout utility offers resizing options and combines multiple documents for single-layout printing.
- Canon's Free Layout plus has superseded the Print Plug-In for Office function, allowing for the direct printing from Microsoft Office applications supporting the plugin to Free Layout plus. Custom sizes in large-format printing can be set in a wizard interface from Microsoft Word and Microsoft PowerPoint and automatically within Excel. Epson offers similar free software, LFP Print Plug-in for Office, which adds a 'ribbon' to the Microsoft Office application menu. It offers buttons for fast printing and for printing non-standard size banners in Word, PowerPoint, and Excel (the latter without the banner printing).
- Canon's Accounting Manager, accessible through the Status Monitor, provides detailed accounting for all print jobs. Users can input ink and media costs to automatically calculate and display job costs, along with media type, print area, ink usage, and total print time. Detailed reports can be generated by selecting individual or multiple jobs, with data exportable in .CSV format for use in Excel. Epson offers the free LFP Accounting Tool which automates accounting for SureColor users. In addition to tracking the costs of ink and media, the utility can track ancillary costs such as lamination, labour, and transportation.

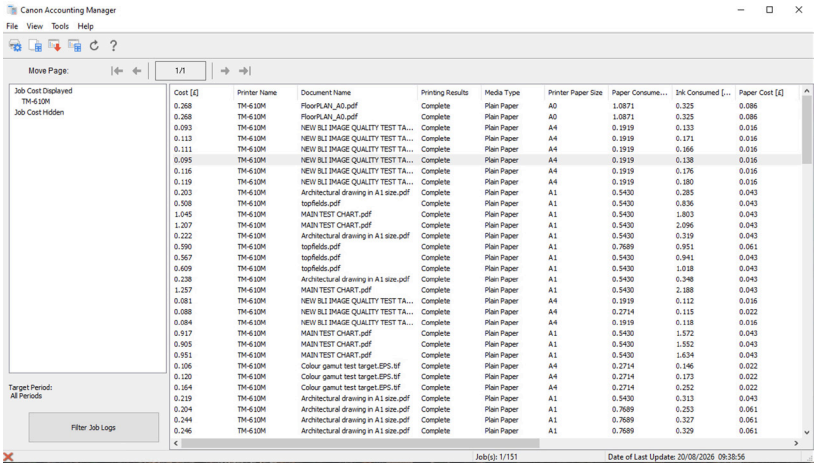

Canon Accounting Manager

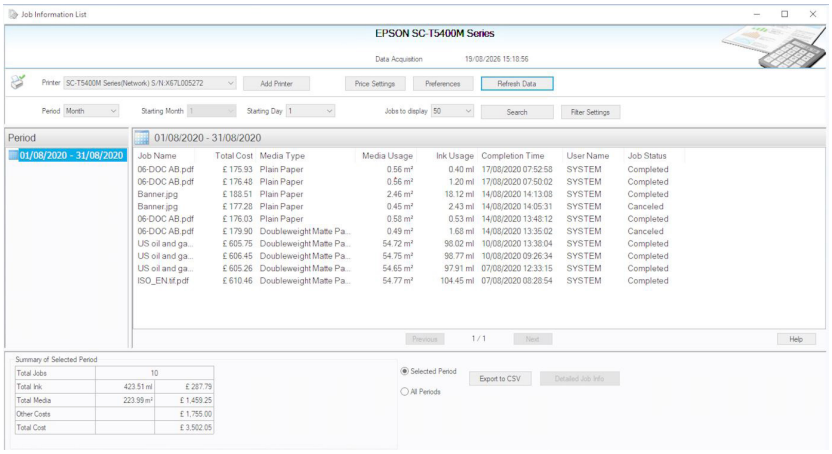

Epson LFP Accounting Tool

This report has been reproduced with the written permission of Keypoint Intelligence.
Any duplication without the written permission is prohibited ©2026 Keypoint Intelligence – (012502)

SUPPORTING TEST DATA

Print Productivity

Job Stream (in Seconds)

Canon imagePROGRAF TM-610M		Epson SureColor SC-T5400M	
Fast	694.7	Speed	935.7
Standard	919.0	Quality	1,548.9
High	1,660.6	Max Quality	3,910.6

Keypoint Intelligence's job stream consists of nine files, including PDF, TIFF, and DWF files, for a total of 19 pages, all at Arch D-size, ensuring that the files are set to fit to page. This test replicates the type of traffic a typical wide-format device might experience in a real-world, multi-user environment. All files are submitted to the controller in a specific order and sent to the printer as a group, at which time the stopwatch begins; timing ends when the last page of the last file exits the device. Both devices were loaded with 914 mm rolls, with each file set to auto-rotate to save media.

Colour Output (in Seconds)

Canon imagePROGRAF TM-610M		Epson SureColor SC-T5400M	
Fast	352.6	Speed	451.2
Standard	575.6	Quality	817.1
High	1,010.5	Max Quality	1,662.3

The 12-page DWF test file was printed using the device driver set to the plain paper/colour setting. Both devices were loaded with 914-mm rolls. The actual time indicated is the time it took to RIP, image, and deliver all pages of the test document to the collection bin.

Monochrome Output (in Seconds)

Canon imagePROGRAF TM-610M		Epson SureColor SC-T5400M	
Fast	339.0	Speed	443.8
Standard	578.5	Quality	813.8
High	1,009.8	Max Quality	1,660.2

The 12-page DWF test file was printed with the Canon driver set to the plain paper/monochrome setting and the Epson driver set to plain paper, black mode. Both devices were loaded with 914-mm rolls. The actual time indicated is the time it took to RIP, image, and deliver all pages of the test document to the collection bin.

This report has been reproduced with the written permission of Keypoint Intelligence.
Any duplication without the written permission is prohibited ©2026 Keypoint Intelligence – (012502)

First-Page-Out Time After Weekend Non-Use (in Seconds)

	Canon imagePROGRAF TM-610M	Epson SureColor SC-T5400M
Time Before Printing Commences	58.41	36.46
First Page Out	92.47	68.50

First-page-out time was measured by printing an Arch D-size PDF in Fast/Speed mode, timed from job release to page out. The Canon driver was set to plain paper/monochrome, the Epson driver to plain paper/black mode, with both devices loaded with 914-mm rolls.

First-Page-Out Time from Ready State (in Seconds)

	Canon imagePROGRAF TM-610M	Epson SureColor SC-T5400M
Time Before Printing Commences	17.06	20.78
First Page Out	50.24	52.72

First-page-out time was measured by printing an Arch D-size PDF in Fast/Speed mode, timed from job release to page out. The Canon driver was set to plain paper/monochrome, the Epson driver to plain paper/black mode, with both devices loaded with 914-mm rolls.

A0 First-Page-Out and Throughput Times (in Seconds)

	Canon imagePROGRAF TM-610M	Epson SureColor SC-T5400M
First Page Out	79.7	66.8
Five Pages Out	339.6	343.2

A single-page A0-size Cottage Architectural Plan DWG TrueView Drawing test file was printed with the device driver set to the plain paper/colour setting in Standard/Quality mode. The actual time indicated is the time it took to RIP, image, and deliver five pages of the test document to the collection bin.

This report has been reproduced with the written permission of Keypoint Intelligence.
Any duplication without the written permission is prohibited ©2026 Keypoint Intelligence – (012502)

Copy Productivity

A1 (Landscape) First-Copy-Out Productivity (in Seconds)

	Canon imagePROGRAF TM-610M		Epson SureColor SC-T5400M	
Mono	Fast	43.9	Draft	55.9
	Standard	50.7	Speed	60.7
	High	181.0	Super Fine	217.8
Colour	Fast	45.9	Draft	63.8
	Standard	59.6	Speed	63.8
	High	199.1	Super Fine	262.6

The single-page A1 (L) document was set to copy at 300-dpi scan resolution (Fast/Draft and Standard/Speed modes) and 600-dpi (High/Super Fine mode) with document size set to A1 (Landscape), and print settings set to the various test modes. Times were recorded from scan initiation to page exiting.

A0 (Landscape) First-Copy-Out Productivity (in Seconds)

	Canon imagePROGRAF TM-610M		Epson SureColor SC-T5400M	
Mono	Fast	68.0	Draft	96.0
	Standard	85.4	Speed	99.4
	High	340.7	Super Fine	410.2
Colour	Fast	72.4	Draft	108.6
	Standard	97.4	Speed	108.3
	High	375.6	Super Fine	474.1

The single-page A0 document was set to copy at 300-dpi scan resolution (Fast/Draft and Standard/Speed modes) and 600-dpi (High/Super Fine mode) with document size set to A0, and print settings set to the various test modes. Times were recorded from scan initiation to page exiting.

This report has been reproduced with the written permission of Keypoint Intelligence.
Any duplication without the written permission is prohibited ©2026 Keypoint Intelligence – (012502)

Scan Productivity

Scan to PDF Workflow

A1 Single-Page Scanning Productivity (in Seconds)

	Canon imagePROGRAF TM-610M	Epson SureColor SC-T5400M
Black 200 dpi	11.0	12.0
Black 300 dpi	12.5	13.2
Black 600 dpi	22.9	29.1
Full Colour 200 dpi	13.9	13.9
Full Colour 300 dpi	20.6	21.9
Full Colour 600 dpi	40.7	66.4

The single-page A1 document was scanned with document size set to A1 (Landscape) and colour mode and resolution changes as reflected in the table above. Applications were set to save jobs as PDFs on the test PC with auto-naming enabled. Each test was conducted twice and an average reading reported. Timing was taken from initiation to when the page exited the scanner.

A1 Single-Page Scan to Desktop Productivity (in Seconds)

	Canon imagePROGRAF TM-610M	Epson SureColor SC-T5400M
Black 200 dpi	10.0	12.3
Black 300 dpi	11.2	17.2
Black 600 dpi	22.9	34.4
Full Colour 200 dpi	12.6	16.9
Full Colour 300 dpi	23.9	24.4
Full Colour 600 dpi	43.8	74.6

The single-page A1 document was scanned with document size set to A1 (Landscape) and colour mode and resolution changes as reflected in the table above. Applications were set to save jobs as PDFs on the test PC with auto-naming enabled. Each test was conducted twice and an average reading reported. Timing taken from initiation to the page being accessible at the desktop.

This report has been reproduced with the written permission of Keypoint Intelligence.
Any duplication without the written permission is prohibited ©2026 Keypoint Intelligence – (012502)

A0 Single-Page Scanning Productivity (in Seconds)

	Canon imagePROGRAF TM-610M	Epson SureColor SC-T5400M
Black 200 dpi	13.2	15.0
Black 300 dpi	15.8	20.5
Black 600 dpi	40.7	46.8
Full Colour 200 dpi	18.4	19.6
Full Colour 300 dpi	31.5	35.6
Full Colour 600 dpi	68.7	115.7

The single-page A0 document was scanned with document size set to A0 and colour mode and resolution changes as reflected in the table above. Applications were set to save jobs as PDFs on the test PC with auto-naming enabled. Each test was conducted twice and an average reading reported. Timing was taken from initiation to the page exiting the scanner.

A0 Single-Page Scan to Desktop Productivity (in Seconds)

	Canon imagePROGRAF TM-610M	Epson SureColor SC-T5400M
Black 200 dpi	12.3	18.9
Black 300 dpi	14.7	26.9
Black 600 dpi	39.7	56.0
Full Colour 200 dpi	17.4	23.4
Full Colour 300 dpi	34.0	41.9
Full Colour 600 dpi	73.1	135.0

The single-page A0 document was scanned with document size set to A0 and colour mode and resolution changes as reflected in the table above. Applications were set to save jobs as PDFs on the test PC with auto-naming enabled. Each test was conducted twice and an average reading reported. Timing was taken from initiation to the page being accessible at the desktop.

This report has been reproduced with the written permission of Keypoint Intelligence.
Any duplication without the written permission is prohibited ©2026 Keypoint Intelligence – (012502)

Scan to JPEG Workflow

A1 Single-Page Scanning Productivity (in Seconds)

	Canon imagePROGRAF TM-610M	Epson SureColor SC-T5400M
Black 200 dpi	11.0	12.4
Black 300 dpi	12.6	16.9
Black 600 dpi	24.1	34.7
Full Colour 200 dpi	13.9	15.0
Full Colour 300 dpi	20.8	23.5
Full Colour 600 dpi	41.1	82.4

The single-page A1 document was scanned with document size set to A1 (Landscape) and colour mode and resolution changes as reflected in the table above. Applications were set to save jobs as JPEGs on the test PC with auto-naming enabled. Each test was conducted twice and an average reading reported. Timing was taken from initiation to when the page exited the scanner.

A1 Single-Page Scan to Desktop Productivity (in Seconds)

	Canon imagePROGRAF TM-610M	Epson SureColor SC-T5400M
Black 200 dpi	10.5	14.5
Black 300 dpi	12.3	17.7
Black 600 dpi	23.7	35.1
Full Colour 200 dpi	12.6	15.1
Full Colour 300 dpi	20.3	23.7
Full Colour 600 dpi	42.7	71.8

The single-page A1 document was scanned with document size set to A1 (Landscape) and colour mode and resolution changes as reflected in the table above. Applications were set to save jobs as JPEGs on the test PC with auto-naming enabled. Each test was conducted twice and an average reading reported. Timing taken from initiation to the page being accessible at the desktop.

This report has been reproduced with the written permission of Keypoint Intelligence.
Any duplication without the written permission is prohibited ©2026 Keypoint Intelligence – (012502)

A0 Single-Page Scanning Productivity (in Seconds)

	Canon imagePROGRAF TM-610M	Epson SureColor SC-T5400M
Black 200 dpi	13.8	17.3
Black 300 dpi	15.9	22.8
Black 600 dpi	41.0	58.1
Full Colour 200 dpi	18.4	21.3
Full Colour 300 dpi	30.8	37.7
Full Colour 600 dpi	68.8	132.4

The single-page A0 document was scanned with document size set to A0 and colour mode and resolution changes as reflected in the table above. Applications were set to save jobs as JPEGs on the test PC with auto-naming enabled. Each test was conducted twice and an average reading reported. Timing was taken from initiation to the page exiting the scanner.

A0 Single-Page Scan to Desktop Productivity (in Seconds)

	Canon imagePROGRAF TM-610M	Epson SureColor SC-T5400M
Black 200 dpi	12.4	17.8
Black 300 dpi	14.9	23.4
Black 600 dpi	42.9	58.6
Full Colour 200 dpi	17.2	23.1
Full Colour 300 dpi	31.9	38.2
Full Colour 600 dpi	73.1	133.1

The single-page A0 document was scanned with document size set to A0 and colour mode and resolution changes as reflected in the table above. Applications were set to save jobs as JPEGs on the test PC with auto-naming enabled. Each test was conducted twice and an average reading reported. Timing was taken from initiation to the page being accessible at the desktop.

This report has been reproduced with the written permission of Keypoint Intelligence.
Any duplication without the written permission is prohibited ©2026 Keypoint Intelligence – (012502)

Colour Print Quality

Optical solid density and colour gamut were tested with colour correction disabled on both the Canon and Epson models; all other image quality was assessed with colour correction enabled.

Solid Density

Canon imagePROGRAF TM-610M						
	Fast		Standard		High	
	50%	100%	50%	100%	50%	100%
Cyan	0.52	1.07	0.54	1.20	0.61	1.24
Magenta	0.50	1.02	0.52	1.20	0.55	1.27
Yellow	0.39	0.82	0.40	0.94	0.53	0.99
Black	0.60	1.52	0.59	1.51	0.51	1.48

Epson SureColor SC-T5400M						
	Speed		Quality		Max Quality	
	50%	100%	50%	100%	50%	100%
Cyan	0.54	1.17	0.46	1.22	0.48	1.16
Magenta	0.43	1.05	0.37	1.13	0.37	1.12
Yellow	0.39	0.91	0.32	0.96	0.31	0.95
Black	0.55	1.44	0.48	1.54	0.49	1.50

Colour density was measured by printing a Keypoint Intelligence proprietary PDF test target on plain paper using default colour settings across all quality modes. Density readings for 100% and 50% dot fills were taken with an XRite 508 and XRite exact^{Xp} densitometer.

This report has been reproduced with the written permission of Keypoint Intelligence.
Any duplication without the written permission is prohibited ©2026 Keypoint Intelligence – (012502)

Colour Gamut Cubic L*a*b* Unit Volume Comparisons

Media Type/Settings	Canon imagePROGRAF TM-610M	Epson SureColor SC-T5400M
Plain Paper Fast/Speed	274,518	273,015
Plain Paper Standard/Quality	309,598	315,592
Plain Paper High/Max Quality	336,770	290,664
Matte Coated Paper High/Max Quality	379,579	307,630

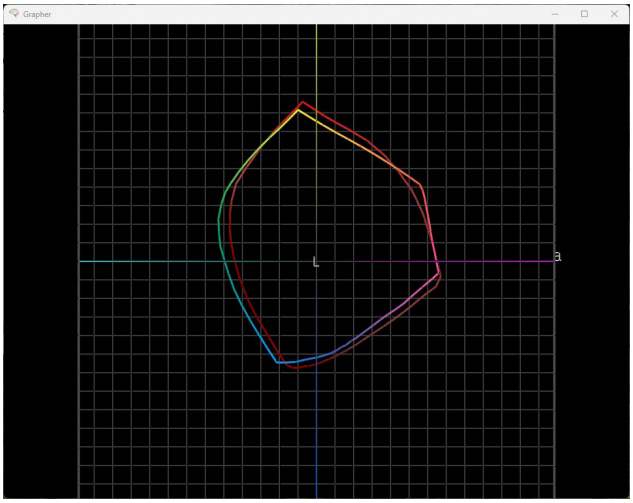

Canon TM-610M colour gamut on plain paper in Fast settings (shown chromatically) versus Epson SC-T5400M colour gamut (shown in red) on plain paper in Speed settings.

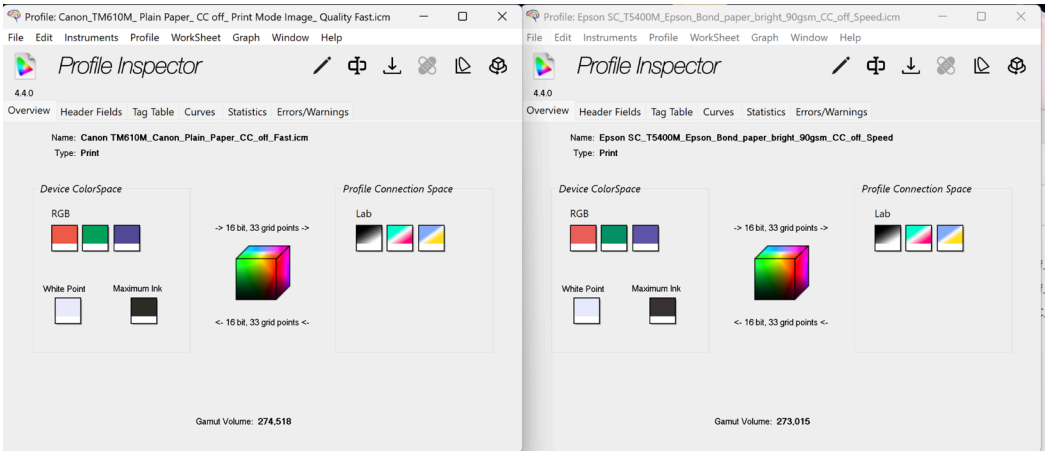

Colour gamut profile for Canon TM-610M (left) and Epson SC-T5400M (right) on plain paper in Fast/Speed mode.

This report has been reproduced with the written permission of Keypoint Intelligence.
Any duplication without the written permission is prohibited ©2026 Keypoint Intelligence – (012502)

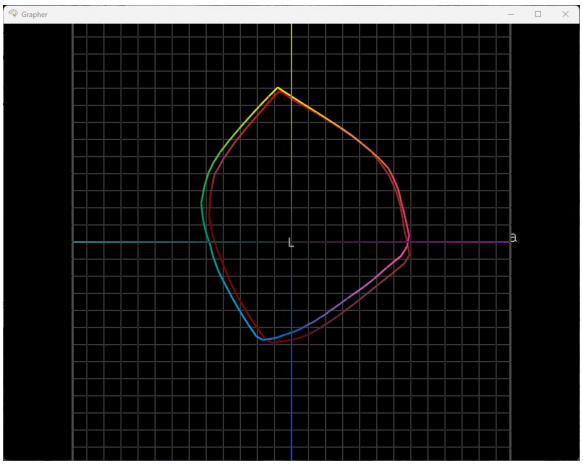

Canon TM-610M colour gamut on plain paper in Standard settings (shown chromatically) versus Epson SC-T5400M colour gamut (shown in red) on plain paper in Quality settings.

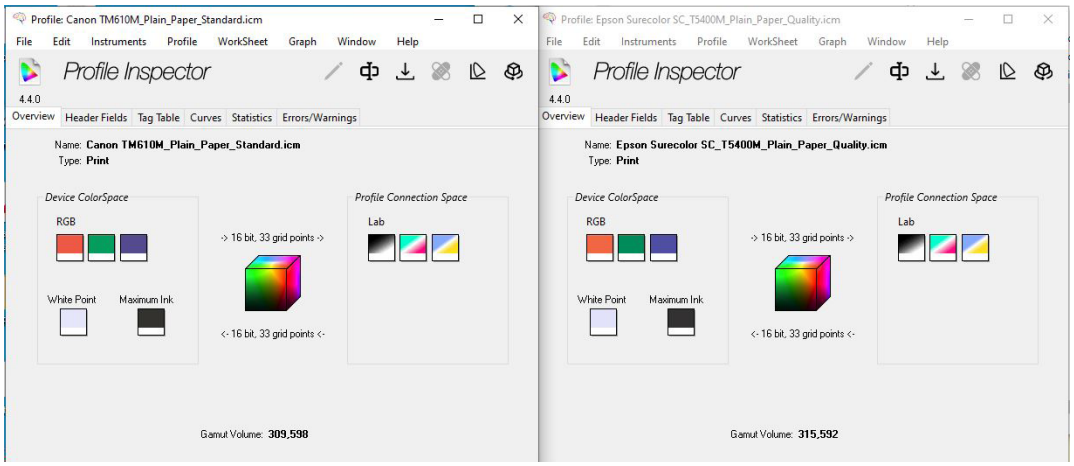

Colour gamut profile for Canon TM-610M (left) and Epson SC-T5400M (right) on plain paper in Standard/Quality mode.

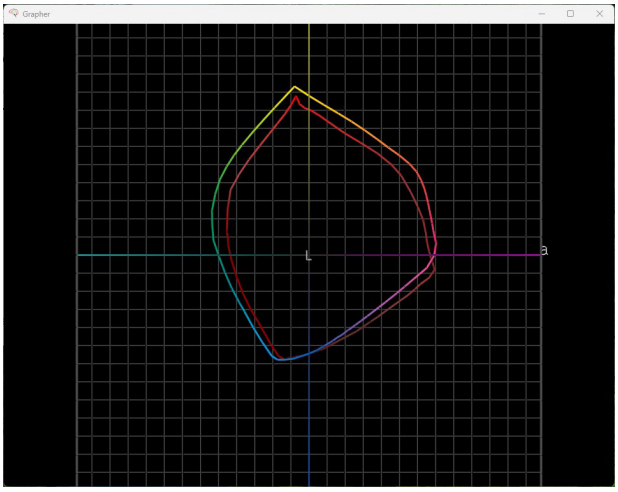

Canon TM-610M colour gamut on plain paper in High settings (shown chromatically) versus Epson SC-T5400M colour gamut (shown in red) on plain paper in Max Quality settings.

This report has been reproduced with the written permission of Keypoint Intelligence.
Any duplication without the written permission is prohibited ©2026 Keypoint Intelligence – (012502)

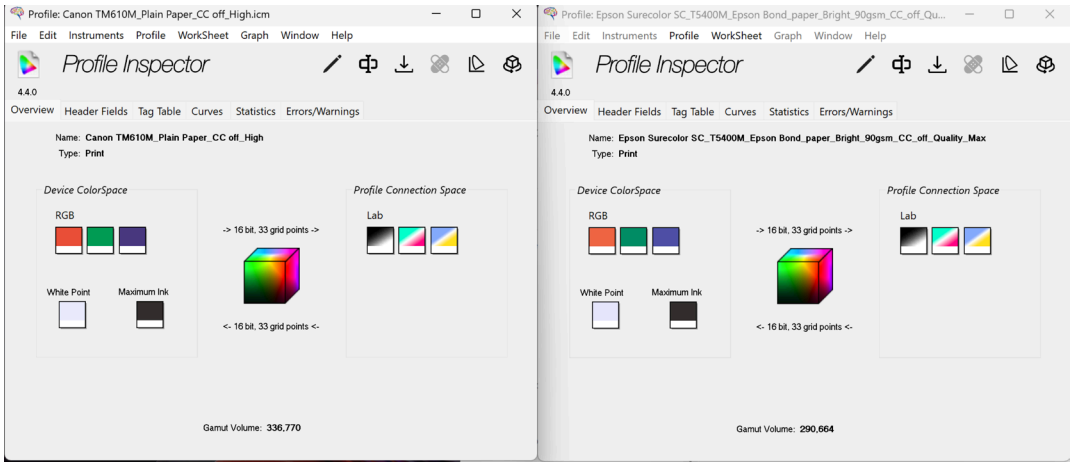

Colour gamut profile for Canon TM-610M (left) and Epson SC-T5400M (right) on plain paper in High/Max Quality mode.

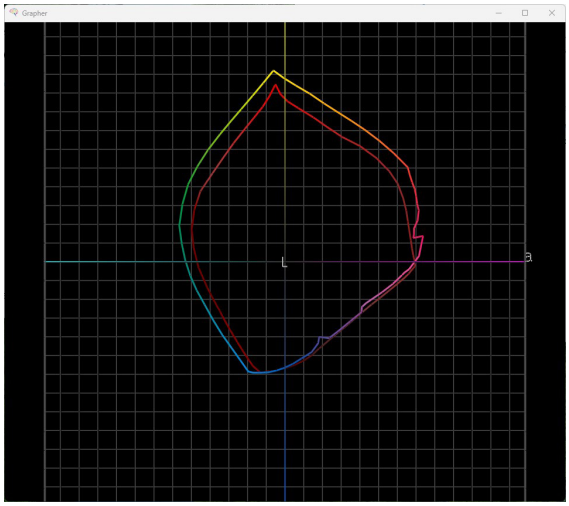

Canon TM-610M colour gamut on matte coated paper in High settings (shown chromatically) versus Epson SC-T5400M colour gamut (shown in red) on matte coated paper in Max Quality settings.

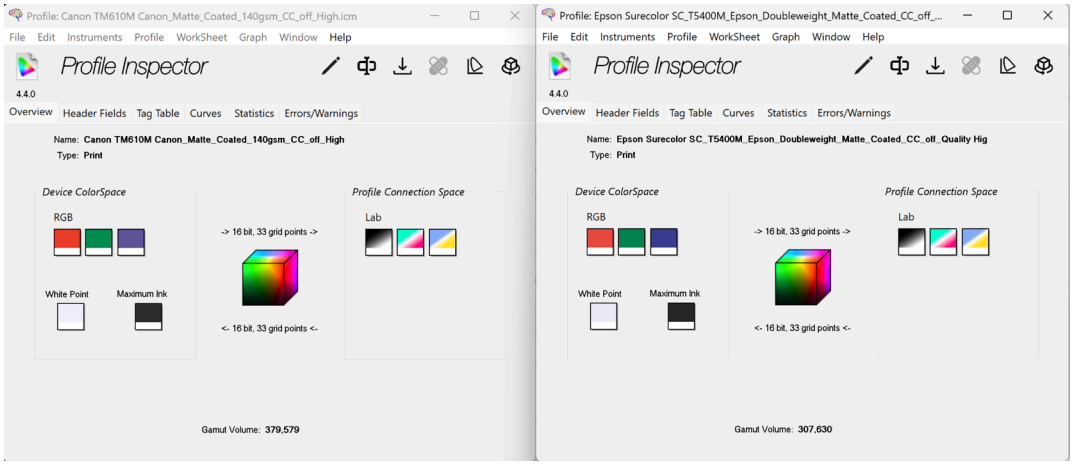

Colour gamut profile for Canon TM-610M (left) and Epson SC-T5400M (right) on matte coated paper in High/Max Quality mode.

This report has been reproduced with the written permission of Keypoint Intelligence.
Any duplication without the written permission is prohibited ©2026 Keypoint Intelligence – (012502)

Black Print Quality

Solid Density

	Canon imagePROGRAF TM-610M			Epson SureColor SC-T5400M		
Density Block						
	Fast	Standard	High	Speed	Quality	Max Quality
1	1.53	1.52	1.49	1.33	1.48	1.47
2	1.52	1.52	1.49	1.39	1.48	1.46
3	1.51	1.51	1.50	1.40	1.48	1.45
4	1.52	1.51	1.49	1.39	1.47	1.45
Average	1.52	1.52	1.49	1.38	1.48	1.46

Solid black density measurements are based on four readings taken from a Keypoint Intelligence proprietary PDF test target file corresponding to four different 100% solid black locations on the output. The output was assessed at all quality settings available, with the Canon driver set to plain paper/ monochrome setting and the Epson driver set to plain paper, black mode. Density was measured using an XRite 508 densitometer and XRite exact^{Xp} densitometer.

Copy Quality

Solid Density in Fast/Draft Mode

	Original Target	Canon imagePROGRAF TM-610M	Epson SureColor SC-T5400M
Cyan	1.57	1.07	0.92
Magenta	1.54	1.01	1.05
Yellow	1.12	0.83	0.87
Black	1.84	1.49	1.34

Note: Solid density measurements in Fast Mixed Colour copy mode based on copying a Katun test original containing blocks of all solid colours (based on an average of two readings for each colour) printed on plain paper. Density was measured using an XRite exact^{Xp} densitometer.

This report has been reproduced with the written permission of Keypoint Intelligence.
Any duplication without the written permission is prohibited ©2026 Keypoint Intelligence – (012502)

Solid Density in Standard/Speed Mode

	Original Target	Canon imagePROGRAF TM-610M	Epson SureColor SC-T5400M
Cyan	1.57	1.21	0.87
Magenta	1.54	1.19	1.13
Yellow	1.12	0.97	0.89
Black	1.84	1.51	1.44

Note: Solid density measurements in Standard/Normal Mixed Colour copy mode based on copying a Katun test original containing blocks of all solid colours (based on an average of two readings for each colour) printed on plain paper. Density was measured using an XRite exact^{Xp} densitometer.

Solid Density in High/Super Fine Mode

	Original Target	Canon imagePROGRAF TM-610M	Epson SureColor SC-T5400M
Cyan	1.57	1.26	0.93
Magenta	1.54	1.26	1.14
Yellow	1.12	1.00	0.89
Black	1.84	1.48	1.40

Note: Solid density measurements in High/Best Mixed Colour copy mode based on copying a Katun test original containing blocks of all solid colours (based on an average of two readings for each colour) printed on plain paper. Density was measured using an XRite exac^{tXp} densitometer.

This report has been reproduced with the written permission of Keypoint Intelligence.
Any duplication without the written permission is prohibited ©2026 Keypoint Intelligence – (012502)

Colour Fidelity (Highest Quality Settings)

Category	Canon imagePROGRAF TM-610M	Epson SureColor SC-T5400M
McDonalds	1.96	4.89
Coca Cola Red	5.78	8.27
FedEx Blue	4.68	5.87
FedEx Green	9.55	5.12
Microsoft	1.44	3.10
Sun Microsystems	1.71	7.88
IKEA Blue	4.79	6.51
IKEA Yellow	2.02	3.60
Time Fortune 500	9.55	13.24
Quark	5.77	3.25
Viewsonic	10.00	12.27
T-Mobile Red	1.68	2.19
AVERAGE	**4.9**	**6.3**

Keypoint's PANTONE test chart was used for copy image quality testing, conducted in High/Super Fine settings using 24-bit colour in the case of both models. Delta E measurements recorded the accuracy with which 12 PANTONE colours were reproduced.

This report has been reproduced with the written permission of Keypoint Intelligence.
Any duplication without the written permission is prohibited ©2026 Keypoint Intelligence – (012502)

Colour Fidelity (Default Settings)

Category	Canon imagePROGRAF TM-610M	Epson SureColor SC-T5400M
McDonalds	2.17	5.33
Coca Cola Red	5.46	7.35
FedEx Blue	6.58	4.85
FedEx Green	8.30	5.10
Microsoft	1.39	3.53
Sun Microsystems	2.82	6.21
IKEA Blue	7.07	5.27
IKEA Yellow	2.22	3.61
Time Fortune 500	9.87	12.48
Quark	5.78	2.55
Viewsonic	11.10	11.14
T-Mobile Red	2.97	3.25
AVERAGE	**5.5**	**5.9**

Keypoint's PANTONE test chart was used for copy image quality testing, conducted in Standard/Speed settings using 24-bit colour in the case of both models. Delta E measurements recorded the accuracy with which 12 PANTONE colours were reproduced.

Dimensional Accuracy

Category	Canon imagePROGRAF TM-610M	Epson SureColor SC-T5400M
Variation in Line Length in mm (Scanned in Landscape)	0.3	0.2
Variation in Line Length in mm (Scanned in Portrait)	0.2	0.5

Dimensional Accuracy was determined using the Applied Images QA-1 Test Chart (150 mm line length) and the Adobe Photoshop Measuring Tool. Charts were scanned in both Portrait and Landscape mode using the highest resolution available (600 dpi) with both devices set to B&W mode and saved as PDF files..

This report has been reproduced with the written permission of Keypoint Intelligence.
Any duplication without the written permission is prohibited ©2026 Keypoint Intelligence – (012502)

Device Feature Set

Category	Canon imagePROGRAF TM-610M	Advantage ✓		Epson SureColor SC-T5400M
SCANNER FEATURES				
Rated Colour Scanning Speed	5 inch/sec (200 dpi)	✓		4.5 inch/sec (200 dpi)
Rated Black Scanning Speed	10 inch/sec (200 dpi)	✓		7.5 inch/sec (200 dpi)
Maximum Document Scan Size	120 mm to 8.304 m		✓	148 mm to 30.5 m (dependent on settings, the max. length can be different)
Maximum Thickness of Paper	0.8 mm	✓		0.3 mm
File Save Formats	JPEG; PDF		✓	JPEG; TIFF; PDF; PDF/A
Ability to Add Document Open Password/Permissions for PDFS	No/No		✓	Yes/Yes
Batch Scanning	No		✓	Yes
PRINTER FEATURES				
User Interface	5" touchscreen; tiltable	✓		4.3" touchscreen; tiltable
Ink Tanks Replaceable During Operation	Yes	✓		No
Ink Drop Size	Minimum 5 picoliter		✓	4 picoliter, with variable-sized droplet technology
Number of Nozzles	MBK: 5,120 nozzles; CMYK: 2,560 nozzles each; 15,360 in total	✓		800 nozzles per colour; 2,400 in total
Borderless (0 mm) Printing	Yes (Roll only)		✓	Yes (Roll paper: various sizes & no margins for all sides; Cut Sheet: no left/right margins)
Maximum Outside Diameter of Roll Paper	150 mm		✓	170 mm

This report has been reproduced with the written permission of Keypoint Intelligence.
Any duplication without the written permission is prohibited ©2026 Keypoint Intelligence – (012502)

Category	Canon imagePROGRAF TM-610M	Advantage ✓		Epson SureColor SC-T5400M
Maximum Printable Paper Roll Length	18 m (depending on OS and application)		✓	91 m
Maximum Cut-Sheet Media Length	1.6 m			INA
Maximum Media Thickness for Roll Paper	0.8 mm	✓		0.05-0.3 mm
Standard/Maximum RAM	2 GB	✓		1 GB
Product Dimensions	1,285 mm (W) x 885 mm (D*) *Basket open position	✓		1,385 mm (W) x 966 mm (D*) *Basket open position
Net Weight (Unpacked)	77 kg (including Roll Holder Set, excluding printhead and inks	✓		88 kg
Power Consumption (Standby)	2.2 W		✓	1.6 W
Power Consumption (Active)	76 W		✓	38 W; 13 W (Economy)
Acoustic Pressure	Operation: 41 dB (A); Standby: <35 dB (A)	✓		Operation: (Roll) 50 dB (A); Standby: 32 dB (A)
Acoustic Power	Operation: 6.2 Bels	✓		Operation: 7.5 Bels

This report has been reproduced with the written permission of Keypoint Intelligence.
Any duplication without the written permission is prohibited ©2026 Keypoint Intelligence – (012502)

Driver Feature Set

Category	Canon imagePROGRAF TM-610M	Advantage ✓		Epson SureColor SC-T5400M
Media Profiles	48 + 10 user customizable special options	✓		23
Watermark	Yes	✓		No
Multi-Up Printing	Yes (2 to 16)	✓		Yes (2 to 4)
Poster Print Mode	Yes (2 by 2)		✓	Yes (4 by 4)

Ink Consumption

Canon imagePROGRAF TM-610M: Amount of Ink Used in Each Cartridge (in Grams)

Category	Black	Matte Black	Yellow	Magenta	Cyan
Weight of Cartridge Prior to Installation	390.3	395.8	388.1	394.8	389.9
Weight of Cartridge at End of Life	74.7	74.7	74.7	74.7	74.7
Net Weight of Ink	315.6	321.1	313.4	320.1	315.2
Total Ink Weight Across Five Cartridges					1,585.4

Epson SureColor SC-T5400M: Amount of Ink Used in Each Cartridge (in Grams)

Category	Yellow	Magenta	Cyan	Black
Weight of Cartridge Prior to Installation	236.3	238.3	237.5	239.0
Weight of Cartridge at End of Life	122.9	122.9	122.9	122.9
Net Weight of Ink	113.4	**115.4**	114.6	116.1
Total Ink Weight Across Four Cartridges				459.5

This report has been reproduced with the written permission of Keypoint Intelligence.
Any duplication without the written permission is prohibited ©2026 Keypoint Intelligence – (012502)

Canon imagePROGRAF TM-610M: Ink Used in Three 50-Page Runs of Cottage Architectural Plan Test Document in Fast Mode (in Grams)

Category	Black	Matte Black	Yellow	Magenta	Cyan
Test Run 1: Net Weight of Ink Used	1.3	21.2	0.9	2.3	4.6
Test Run 2: Net Weight of Ink Used	1.5	21.1	1.0	2.3	4.9
Test Run 3: Net Weight of Ink Used	1.3	20.9	1.2	2.5	4.7
Average Amount of Ink Used Across Three Runs	1.4	21.1	1.0	2.4	4.7
Total Ink Weight Across Five Cartridges for 50-Page Run (Based on Averages)					30.6

Epson SureColor SC-T5400M: Ink Used in Three 50-Page Runs of Cottage Architectural Plan Test Document in Speed Mode (in Grams)

Category	Yellow	Magenta	Cyan	Black
Test Run 1: Net Weight of Ink Used	1.9	5.7	7.3	15.9
Test Run 2: Net Weight of Ink Used	1.8	5.6	7.1	15.8
Test Run 3: Net Weight of Ink Used	1.8	**5.3**	7.3	15.7
Average Amount of Ink Used Across Three Runs	1.8	5.5	7.2	15.8
Total Ink Weight Across Four Cartridges for 50-Page Run (Based on Averages)				30.3

Canon imagePROGRAF TM-610M: Ink Used in Three 50-Page Runs of ISO Poster Test Document in Standard Mode (in Grams)

Category	Black	Matte Black	Yellow	Magenta	Cyan
Test Run 1: Net Weight of Ink Used	1.6	16.0	2.5	25.4	70.8
Test Run 2: Net Weight of Ink Used	1.7	16.5	2.2	25.7	70.9
Test Run 3: Net Weight of Ink Used	1.7	16.0	2.6	25.7	70.1
Average Amount of Ink Used Across Three Runs	1.7	16.2	2.4	25.6	70.6
Total Ink Weight Across Five Cartridges for 50-Page Run (Based on Averages)					116.5

This report has been reproduced with the written permission of Keypoint Intelligence.
Any duplication without the written permission is prohibited ©2026 Keypoint Intelligence – (012502)

Epson SureColor SC-T5400M: Ink Used in Three 50-Page Runs of ISO Poster Test Document in Quality Mode (in Grams)

Category	Yellow	Magenta	Cyan	Black
Test Run 1: Net Weight of Ink Used	10.9	23.9	57.5	18.3
Test Run 2: Net Weight of Ink Used	9.9	23.4	55.2	16.6
Test Run 3: Net Weight of Ink Used	10.4	**24.5**	56.7	17.8
Average Amount of Ink Used Across Three Runs	10.4	23.9	56.5	17.6
Total Ink Weight Across Four Cartridges for 50-Page Run (Based on Averages)				**108.4**

Canon imagePROGRAF TM-610M: Ink Used in Three 50-Page Runs of GIS Map Test Document in Standard Mode (in Grams)

Category	Black	Matte Black	Yellow	Magenta	Cyan
Test Run 1: Net Weight of Ink Used	1.2	26.7	16.9	14.3	26.3
Test Run 2: Net Weight of Ink Used	1.6	26.3	16.6	14.8	25.8
Test Run 3: Net Weight of Ink Used	1.2	26.6	15.9	14.9	25.4
Average Amount of Ink Used Across Three Runs	1.3	26.5	16.5	14.7	25.8
Total Ink Weight Across Five Cartridges for 50-Page Run (Based on Averages)					84.8

Epson SureColor SC-T5400M: Ink Used in Three 50-Page Runs of GIS Map Test Document in Quality Mode (in Grams)

Category	Yellow	Magenta	Cyan	Black
Test Run 1: Net Weight of Ink Used	23.4	24.7	43.1	10.0
Test Run 2: Net Weight of Ink Used	23.5	24.4	42.4	10.5
Test Run 3: Net Weight of Ink Used	23.4	**23.4**	42.8	11.0
Average Amount of Ink Used Across Three Runs	23.4	24.2	42.8	10.5
Total Ink Weight Across Four Cartridges for 50-Page Run (Based on Averages)				100.9

This report has been reproduced with the written permission of Keypoint Intelligence.
Any duplication without the written permission is prohibited ©2026 Keypoint Intelligence – (012502)

Test Methodology

Ink Consumption: Keypoint Intelligence analyzed ink consumption using three different document types: a Cottage Architectural Plan, an ISO Office Poster, and a GIS map. Each document was formatted as a PDF file except for the Cottage Architectural Plan, which was formatted as a DWG TrueView Drawing, and all were sized at ISO A0.

In Keypoint Intelligence's lab, the Canon imagePROGRAF TM-610M, with the latest "1.00" firmware (as of August 2026) was connected to a Windows 10 64-bit workstation via a 1000BaseT connection and maintained in default configuration for testing. Using the Canon imagePROGRAF Printer Driver Version 6.4.1, the documents were set to print at actual size. The Cottage Architectural Plan was printed in Fast mode on plain paper with print priority settings set to Line Drawing/Text; the ISO Poster and the GIS map were both printed in Standard mode on 140 gsm matte coated media with print priority settings set to Image.

The Epson SureColor SC-T5400M was installed with the latest "01.73.ET23Q1" level of firmware (as of August 2026) and connected to a Windows 10 64-bit workstation via a 1000BaseT connection and maintained in default configuration for testing. Using the Epson Colour Printing System 8.60.00 driver, the documents were set to print at actual size. The Cottage Architectural Plan was printed in Speed mode on plain paper; the ISO Poster and the GIS map were both printed in Quality mode on Epson Double Weight Matte Coated media.

Lab technicians weighed each ink cartridge before installation (with the weight of each ink with all packaging removed recorded) and after every 50-print test run, calculated the weight of ink used for each colour. To account for the Canon model's sub-tank, a procedure was followed to ensure that the sub-tank level was at its maximum before the print run commenced and again after the print run was completed, thereby ensuring that ink replenishment of the sub-tanks was considered for each print run. For both models, one cartridge was then run to exhaustion and the weight of the empty cartridge was recorded.

Test Environment: Products were tested in Keypoint Intelligence's environmentally controlled UK test lab, which replicates typical office conditions.

Test Equipment: Keypoint Intelligence's dedicated test network in Europe, consisting of Windows 10 Professional workstations, 10/100/1000BaseTX network switches and CAT5e/6 cabling.

Test Procedures: Keypoint Intelligence employs proprietary procedures and industry-standard test procedures in its lab test methods. In addition to a number of proprietary test documents, Keypoint Intelligence uses industry-standard files including an ASTM monochrome test document for evaluating black image quality. Alongside a visual observation, colour print quality and gamut size are evaluated using XRite i1 profile software and an i1 Pro colour spectrophotometer and analysed using i1i0 Advanced Scanning Table. Density of black and colour output was measured using XRite 508 and XRite exactXp densitometers.

ABOUT KEYPOINT INTELLIGENCE

For over 60 years, clients in the digital imaging industry have relied on Keypoint Intelligence for independent hands-on testing, lab data, and extensive market research to drive their product and sales success. Keypoint Intelligence has been recognized as the industry's most trusted resource for unbiased information, analysis, and awards due to decades of analyst experience. Customers have harnessed this mission-critical knowledge for strategic decision-making, daily sales enablement, and operational excellence to improve business goals and increase bottom lines. With a central focus on clients, Keypoint Intelligence continues to evolve as the industry changes by expanding offerings and updating methods, while intimately understanding and serving manufacturers', channels', and their customers' transformation in the digital printing and imaging sector.

For more information on Keypoint Intelligence, please call (973) 797-2100, visit keypointintelligence.com, or email info@keypointintelligence.com.

This report has been reproduced with the written permission of Keypoint Intelligence.
Any duplication without the written permission is prohibited ©2026 Keypoint Intelligence – (012502)