Octobre 2026

Comparatif de deux imprimantes grand format : Canon imagePROGRAF TM-500 vs HP DesignJet T630 Édition 2025

Objectif du test

Canon Europe a mandaté Keypoint Intelligence pour effectuer des tests confidentiels relatifs aux performances des systèmes d'impression Canon imagePROGRAF TM-500 et HP DesignJet T630 Édition 2025 de 24 pouces. Keypoint a produit un rapport comparant les forces et faiblesses des deux produits en ce qui concerne la qualité d'image, la productivité, l'impression de bannières et de posters, la fonction d'impression directe, l'ensemble des fonctions de l'imprimante, les fonctionnalités du pilote ainsi que la consommation d'encre. Tous les tests ont été réalisés dans le centre d'essai européen de Keypoint Intelligence à Wokingham, au Royaume-Uni.

Résumé

Catégorie	Canon imagePROGRAF TM-500	HP DesignJet T630 Édition 2025
Qualité d'image	✓	
Productivité	✓	
Impression de bannières	✓	
Impression de posters	✓	
Envoi d'impression directe	=	=
Ensemble des fonctions de l'imprimante	✓	
Ensemble des fonctions du pilote d'impression	✓	
Consommation d'encre	✓	

✓ indique un avantage ; = indique un niveau de performance équivalent.

Ce rapport a été reproduit avec l'autorisation écrite de Keypoint Intelligence.
Toute reproduction sans autorisation écrite est interdite ©2026 Keypoint Intelligence – (012502)

L'imprimante Canon imagePROGRAF TM-500 a affiché d'excellentes performances en prenant clairement le dessus par rapport à l'imprimante HP DesignJet T630 Édition 2025 dans plusieurs domaines clés. En termes de productivité, l'imprimante TM-500 a surpassé son concurrent HP dans pratiquement tous les domaines. Lors du test de séquence de tâches avec des documents mixtes, elle a traité l'impression 61 % plus rapidement, avec les paramètres par défaut comme avec les paramètres de qualité maximale, ce qui démontre qu'elle ne fait aucun compromis en termes de vitesse au plus haut niveau de qualité. De même, l'imprimante Canon s'est révélée plus rapide lors des flux de travail DWF en couleur et en noir et blanc (près de 67 % plus rapide en mode par défaut et plus de 60 % plus rapide en mode « Élevé/Optimal » par rapport à l'imprimante HP). Elle s'est également distinguée par sa cadence d'impression supérieure au format A1 et son temps de sortie de la première page plus rapide après un week-end d'inactivité et lors des tests en mode par défaut à partir de l'état Prêt. Hormis un temps de démarrage plus rapide après une mise en veille pendant le week-end, l'imprimante HP T630 n'a offert aucun autre avantage du point de la vitesse.

De plus, l'impression de posters a donné l'avantage au modèle Canon dans tous les modes testés. Sa configuration d'impression bidirectionnelle a contribué à éliminer largement les légères bandes observées en mode « Rapide », une fonctionnalité qui n'est pas disponible sur le modèle HP. Aucun effet de bande n'était visible sur les sorties des deux modèles en mode de qualité « Élevé/Optimal ». L'imprimante Canon a mené à bien le test de la bannière de 70 pouces sans aucun problème visible en termes de qualité d'image, tandis que l'imprimante HP n'a pas réussi à réaliser le test malgré plusieurs tentatives.

Le modèle Canon a également présenté une qualité d'image supérieure, grâce à un rendu plus net du texte et du dessin au trait, des bavures d'encre moins visibles, une plus grande finesse des demi-teintes. Elle a aussi obtenu de meilleurs résultats pour les documents AEC (architecture, ingénierie et construction), SIG (système d'information géographique) et photographiques, tant en mode par défaut qu'en qualité maximale. L'imprimante HP a certes continué à fournir des impressions de qualité dans les domaines AEC et SIG, adaptées aux besoins des clients, mais n'a pas pu rivaliser avec la définition plus précise des lignes fines, le contraste plus marqué du modèle Canon, ni avec son niveau de détail et sa profondeur. La reproduction des demi-teintes en couleur de l'imprimante HP ne présentait pas le même dynamisme, la même saturation ni le même contraste que ceux observés pour l'imprimante Canon, quel que soit le mode testé. Les résultats mesurés en matière de densité ont été largement en faveur de Canon, l'imprimante TM-500 offrant par ailleurs des gammes de couleurs plus étendues, quels que soient le réglage de qualité ou le support de test utilisé.

Les deux modèles sont faciles à utiliser. Toutefois, l'écran tactile inclinable et personnalisable de 4,3 pouces de l'imprimante TM-500 est plus convivial que l'écran tactile fixe plus petit (2,7 pouces) du modèle HP, qui n'est pas personnalisable. Parmi les autres avantages offerts par le modèle Canon, citons les réservoirs d'encre remplaçables à chaud, l'impression sans marge sur rouleau, des fonctionnalités de pilote plus étendues, ainsi que la prise en charge d'un panier de réception bureau en option (non testé), ce qui signifie que l'imprimante peut être placée sur un bureau à côté de l'utilisateur et que les impressions peuvent être facilement récupérées une feuille à la fois, pour plus de commodité.

L'imprimante HP conserve des atouts significatifs en matière d'ergonomie et de fonctionnalités, notamment un bac à feuilles individuelles fonctionnant sans qu'il soit nécessaire de retirer physiquement le rouleau installé (Canon propose un bac à feuille unique et le rouleau doit être retiré), un châssis plus léger et une consommation électrique nominale inférieure en mode actif. Les utilitaires d'impression directe et les flux de travail des applications mobiles ont donné d'excellents résultats sur les deux imprimantes. Les tests de consommation d'encre ont montré que le modèle HP utilisait moins d'encre pour le plan d'architecte, tandis que le modèle Canon en utilisait moins pour l'affiche ISO et la carte SIG.

Grâce à une qualité d'image globalement supérieure, une productivité nettement plus élevée, une consommation d'encre réduite dans deux des trois tests, et à différents autres avantages en termes de flux de travail et de facilité d'utilisation, l'imprimante Canon TM-500 s'impose comme le meilleur choix dans l'évaluation réalisée par Keypoint Intelligence.

Ce rapport a été reproduit avec l'autorisation écrite de Keypoint Intelligence.
Toute reproduction sans autorisation écrite est interdite ©2026 Keypoint Intelligence – (012502)

Print Quality

Category	Canon imagePROGRAF TM-500	HP DesignJet T630 2025 Edition
Text	✓	
Fine Lines	✓	
Halftone Range	✓	
Halftone Fill	✓	
Solid Density	✓	
AEC Graphics	✓	
GIS Graphics	✓	
Colour Photographic Images	✓	
Monochrome Photographic Images	✓	
Colour Gamut (Plain Paper, Fast/Normal	✓	
Colour Gamut (Plain Paper, High/Best)	✓	
Colour Gamut (Matte Coated Paper, High/Best)	✓	

✓ denotes a model advantage; = denotes parity in performance. Image quality testing was conducted on Canon 1570B Standard Paper FSC 90 gsm and HP Universal Bond in default (Fast/Normal) and highest quality (High/Best) settings.

- The Canon TM-500 delivered consistently strong colour and monochrome photographic image quality in both default and highest quality modes. Its output exhibited vivid, realistic colours, rich detail, vibrant metallic effects, and smooth tonal transitions. By comparison, HP's images generally exhibited muted colours and a flatter overall appearance; there was some slight graininess in default mode, too. Canon also delivered superior text and line art, with crisp, clean fine lines and well-defined characters. HP produced bolder, darker text with slight ink bleed visible under magnification, while its line art showed limited differentiation between line widths. Both models produced high-quality AEC and GIS prints that would comfortably meet customer requirements, but Canon held the advantage with better contrast, finer detailing, and greater depth of field. Canon recorded higher CMY densities overall, higher black density measurements in default, and more consistent (and fractionally higher) black densities in High/Best mode. Both devices performed well for halftone range, although Canon delivered smoother coverage and clearer transitions at the 80-100% fill levels. The TM-500 also produced larger colour gamuts across all tested print modes and media.

Ce rapport a été reproduit avec l'autorisation écrite de Keypoint Intelligence.
Toute reproduction sans autorisation écrite est interdite ©2026 Keypoint Intelligence – (012502)

Visual Print Quality Summary

Category	Canon imagePROGRAF TM-500	HP DesignJet T630 2025 Edition	Comparative Finding
Text	Fully formed text at the smallest (3-pt.) level with no visible bleed. Serif and sans serif characters were clean and distinct in both default and highest quality settings and judged very good, except for Arial text in High quality which was pin sharp and excellent	Dark serif and sans serif text, bolder than that of the Canon, legible and fully formed to 3-pt. in default and highest quality modes. Character definition was largely impacted by slight ink bleed in both modes, except for Arial text in highest quality mode which was clean and crisper	Canon advantage
Fine Lines	Clean and crisp 0.1-pt. fine lines	No distinction between 0.1-pt and 0.25-pt lines, bold with slight bleed in default	Canon advantage
Circles	Very good distinct 0.1-pt circles with slight jaggedness in default mode; excellent clean and smooth circles in highest quality mode	0.1-pt and 0.25-pt circles are similarly bold and dark; there is no differentiation between the two sizes	Canon advantage
1x1 Pixel Grids	Intact 1×1 pixel grids with very good and consistent dot coverage and laydown; some inconsistent dot formation in Fast mode	Intact 1×1 grids with full coverage but dot formation was slightly inconsistent in Normal and Best modes	Canon advantage
Reverse (White-on-Black) Line Artwork	0.1-pt fine lines & circle visible and fully formed in default and highest quality mode; 1×1 pixel grid intact in default mode, while dots are more visible on the 2×2 pixel grid in High quality mode	0.25-pt fine lines and circles visible but fuzzy; unable to reproduce 1×1 grids; 2×2 grids displayed inconsistent laydown and dot formation	Canon advantage
Halftone Range	Clear transitions across 10% to 100% colour dot-fill levels	Clear transitions between 10% to 80% colour dot-fill levels, with the 80%-100% fills lacking distinction	Canon advantage
Halftone Fill	Very good smooth CMY and neutral grey halftones	Smooth CMY fills; greyscale halftone fills were smooth but less neutral grey than Canon's	Canon advantage
AEC Graphics	High level of details with dark text and fine lines; minimal ink bleed visible under magnification in default but eliminated in highest quality	Good details; bolder lines; slight ink bleed in default under magnification, meaning spacing between fine lines are less distinct	Canon advantage
GIS Graphics	High reproduction standard; excellent details, better contrast, and depth of field in default and highest quality meaning topographical features stand out more	High reproduction standard; very good colours and contours but contrast in some light areas was less pronounced	Canon advantage

Ce rapport a été reproduit avec l'autorisation écrite de Keypoint Intelligence.
Toute reproduction sans autorisation écrite est interdite ©2026 Keypoint Intelligence – (012502)

Category	Canon imagePROGRAF TM-500	HP DesignJet T630 2025 Edition	Comparative Finding
Colour Photographic Images	Superb vivid colours, rich metallics and pearlescent jewellery, warm (slight reddish) skin tones with smooth transitions, and very good detailing and contrast in default and highest quality modes. Minimal banding visible in some areas in Fast mode	Images produced in default appear flat with low contrast and muted colours and detailing; slightly grainy tonal gradations and some visible banding in areas. Cool, slightly yellow skin tones in default which improve to being more natural looking in highest quality mode. Colours and detailing also improve in Best mode; images are brighter and smoother overall, but metallics remain flat	Canon advantage
Monochrome Photographic Images	True neutral grey tones in all modes; smooth tonal gradations; very good detailing and definition in light/dark areas in highest quality mode in particular. In default, image was slightly darker with better detailing in highlight areas	True neutral grey tones and very good detailing and contrast in highlight areas in all modes. In default, some loss of fine detailing in darker areas with slightly graininess	Canon advantage

Measurable Print Quality Summary

Category	Canon imagePROGRAF TM-500	HP DesignJet T630 2025 Edition	Comparative Finding
Colour Optical Density	Higher CMK densities in default mode, with Y comparable with that of HP. In highest quality , Higher CMY densities in highest quality settings	Higher K density in High/Best quality mode	Canon advantage
Black Optical Density	Higher density readings to those of HP in default mode; more consistent (and fractionally higher) density measurements in highest quality mode	More variance between density measurements in highest quality mode	Canon advantage
Colour Gamut (Plain Paper, Default Mode)	279,351 (Fast)	209,548 (Normal)	Canon 33.3% larger
Colour Gamut (Plain Paper, Highest Quality Mode)	326,712	236,133	Canon 38.4% larger
Colour Gamut (Matte Coated Paper, Highest Quality Mode)	457,976	395,245	Canon 15.9% larger

Ce rapport a été reproduit avec l'autorisation écrite de Keypoint Intelligence.
Toute reproduction sans autorisation écrite est interdite ©2026 Keypoint Intelligence – (012502)



Keypoint Intelligence's Colour and Greyscale Halftone Test Targets

Print Productivity

Category	Canon imagePROGRAF TM-500	HP DesignJet T630 2025 Edition
First Page Out from Weekend Non-Use		✓
First Page Out from Ready State	✓	
Throughput Speed (Default Mode)	✓	
Throughput Speed (Standard/Normal Mode)	✓	
Throughput Speed (Highest-Quality Mode)	✓	
Job Stream	✓	

✓ denotes a model advantage; = denotes parity in performance.

- After a weekend of non-use, Canon's start-up time before printing began was slower at 50.58 seconds, compared with 40.30 seconds for the HP unit. However, its first-page-out time was 23.7.5% faster than that of the HP T630 (77.75 seconds versus 101.90 seconds) when printing in default Fast/Normal mode.
- The Canon's first-page-out from ready state result was 56.1% faster—38.44 seconds for the Canon compared with 87.56 seconds for the HP in Fast/Normal mode. Start-up time was also faster for the Canon (12.53 seconds versus 16.77 seconds for the HP).
- In the job stream test, which simulates a typical mixed large-format workflow, the Canon TM-500 was significantly faster than the HP T630 across all tested modes, completing the workflow in a time that was nearly two-thirds faster (61.4%) than that of the HP in default Fast/Normal mode. It was also 30.6% faster in Standard/Normal mode, and 61.4% faster in High/Best mode.

Ce rapport a été reproduit avec l'autorisation écrite de Keypoint Intelligence.
Toute reproduction sans autorisation écrite est interdite ©2026 Keypoint Intelligence – (012502)

- In the 12-page colour DWF test, the Canon model was 66.6% faster than the HP in default Fast/Normal mode, 29.2% faster in Standard/Normal mode, and 63.2% faster in High/Best mode.
- Similarly, when printing the 12-page DWF test file in monochrome, the Canon TM-500 was 66.6% faster in default Fast/Normal mode; 29.0% faster in Standard/Normal mode, and 63.9% faster in High/Best mode than the HP device.
- Results in the A1-size test were in Canon's favour: in default settings, it delivered the faster first-page-out time, at 38.33 seconds versus one minute, 37.27 seconds for the HP, while over the five-page run, the Canon unit was twice as fast, completing the job in two minutes, 25.84 seconds compared with seven minutes, 6.94 seconds for the HP.

Banner Printing

Category	Canon imagePROGRAF TM-500	HP DesignJet T630 2025 Edition
Banner Printing Capability	✓	
Productivity	✓	

✓ denotes a model advantage; = denotes parity in performance.



Keypoint Intelligence's 70" x 20" Banner Test Target (4,955-KB PDF)

- The Canon TM-500 successfully completed the banner print test, generating a desktop preview in 9.9 seconds and taking a further 1 minute, 39.14 seconds from preview to final paper cut. In Fast mode, no image quality issues were observed on the printed banner.
- Print preview functionality is not supported by HP's HPGL/2 driver used in testing (preview is available with the HP v4 driver). The HP T630 was unable to complete the banner test successfully in default mode, with the device advancing and cutting approximately 70 inches of blank media.

Ce rapport a été reproduit avec l'autorisation écrite de Keypoint Intelligence.
Toute reproduction sans autorisation écrite est interdite ©2026 Keypoint Intelligence – (012502)

Poster Printing

Category	Canon imagePROGRAF TM-500	HP DesignJet T630 2025 Edition
Image Quality	✓	
Productivity (Fast/Normal)	✓	
Productivity (Standard/Normal)	✓	
Productivity (High/Best)	✓	

✓ denotes a model advantage; = denotes parity in performance.



Keypoint Intelligence's A1 Poster Test Target

- The Canon TM-500 was faster at printing the A1-sized Poster test target in all modes, completing the job in 54.5 seconds in default Fast mode, 1 minute, 3.09 seconds in Standard mode, and 1 minute 53.18 seconds in High mode. The corresponding HP times were 1 minute, 29.4 seconds in default Normal mode, and 6 minutes, 26.72 seconds in Best mode.
- Banding was evident on both models' output printed in default mode. When unidirectional printing was selected on the Canon, banding was largely eliminated with a print time of 1 minute, 29.29 seconds. The HP model does not support unidirectional printing.
- At the higher quality modes, there was no observable banding on output from both models.

Ce rapport a été reproduit avec l'autorisation écrite de Keypoint Intelligence.
Toute reproduction sans autorisation écrite est interdite ©2026 Keypoint Intelligence – (012502)

Direct Print Submission

Category	Canon imagePROGRAF TM-500	HP DesignJet T630 2025 Edition
Direct Print Submission	=	=
Mobile App Integration	=	=

✓ denotes a model advantage; = denotes parity in performance.

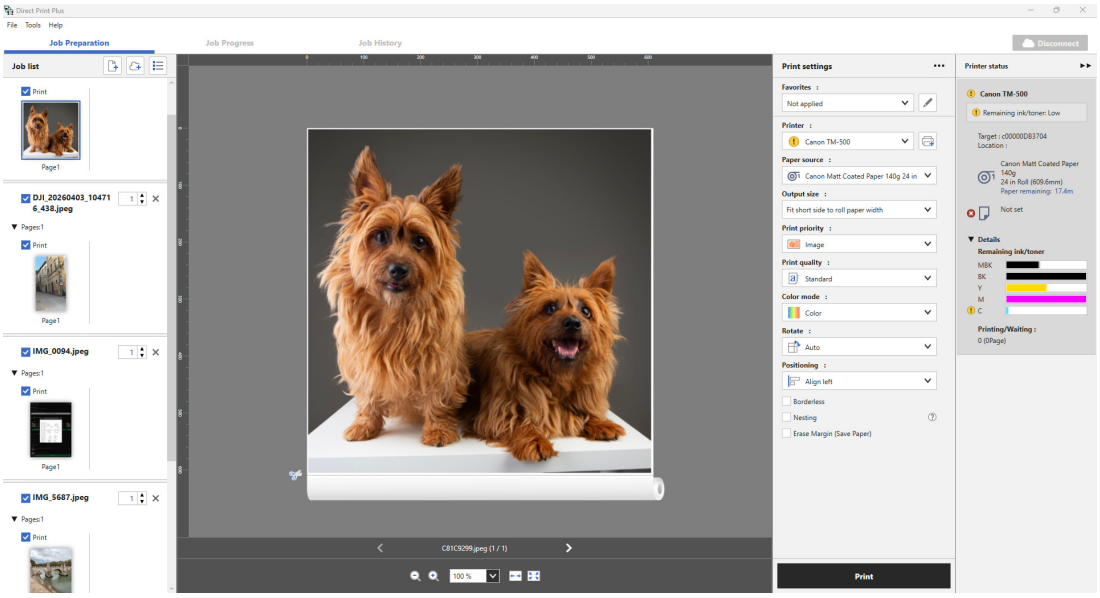

Canon Direct Print Plus

- Canon's Direct Print Plus uses a proprietary PDF engine to support direct printing of PDF, JPEG, TIFF, and HPGL/2 files without requiring native applications or print drivers. Its Job Preparation screen brings together job settings, previews, and printer status information, as well as cloud file access from services like Dropbox, OneDrive, Google Drive, and Box for added convenience. Bidirectional communication with the printer minimizes the risk of media mismatches.
- The utility also supports job reprints, real-time progress tracking, and integration with Canon Accounting Manager for project cost monitoring. Its Shortcut Print function allows users to create multiple drag-and-drop desktop shortcuts with predefined settings, providing a simple hot folder-style workflow for repetitive jobs.
- HP Click printing software, available as a free download, offers direct printing of PDF, JPEG, TIFF, PNG, PRN, and HPGL/2 files from the desktop without requiring native applications or print drivers. It provides basic print settings, along with options to preview, resize, and align images, as well as automatic nesting to minimize waste (although it lacks the precise job positioning controls found in Canon's tool). Users can see the status of the documents sent to print within the tool. Posters created in the HP Application Centre can be dragged and dropped into HP Click for easy print workflows.

Ce rapport a été reproduit avec l'autorisation écrite de Keypoint Intelligence.
Toute reproduction sans autorisation écrite est interdite ©2026 Keypoint Intelligence – (012502)

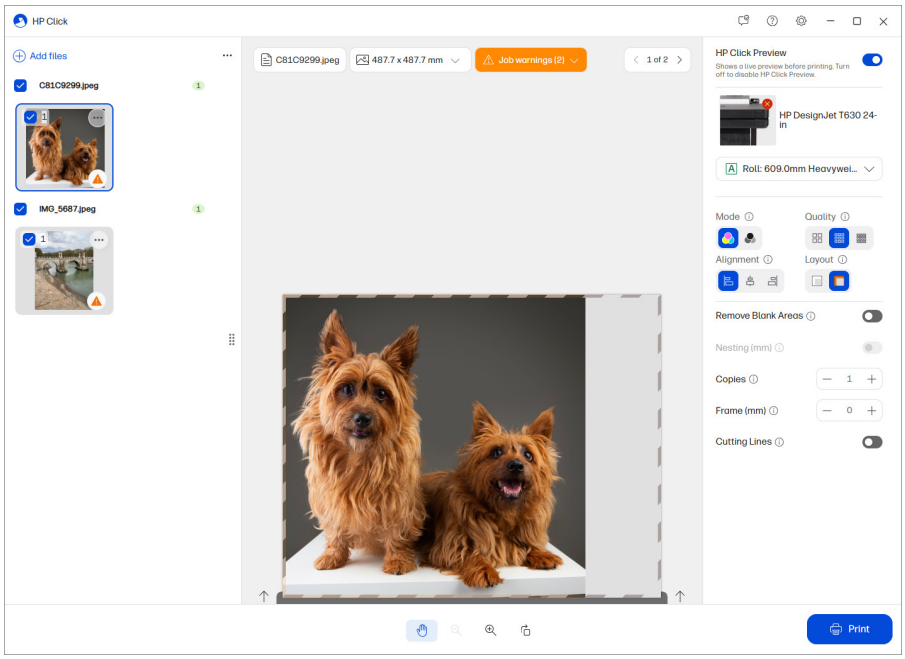

HP Click

- Both Canon PRINT app and HP app (formerly known as HP Smart) enable wireless printing to compatible large-format printers on the same WiFi network. With clean interfaces, extensive print settings, and integration with cloud storage services like Dropbox, Box, and Google Drive, the apps streamline mobile printing.
- The TM-500 supports IPP Everywhere, enabling direct printing from Chromebooks without a Canon-specific printer driver, and Mopria, enabling direct print support from Android devices; HP app supports both iOS and Android.
- Both models support mobile printing via AirPrint for added convenience; we were able to connect and print to each device easily using this method.
- The HP's ePrint functionality enables users to send print jobs remotely by email from a workstation or mobile device, supporting PDF, TIFF, and JPEG files up to 10 MB in size.

Ce rapport a été reproduit avec l'autorisation écrite de Keypoint Intelligence.
Toute reproduction sans autorisation écrite est interdite ©2026 Keypoint Intelligence – (012502)

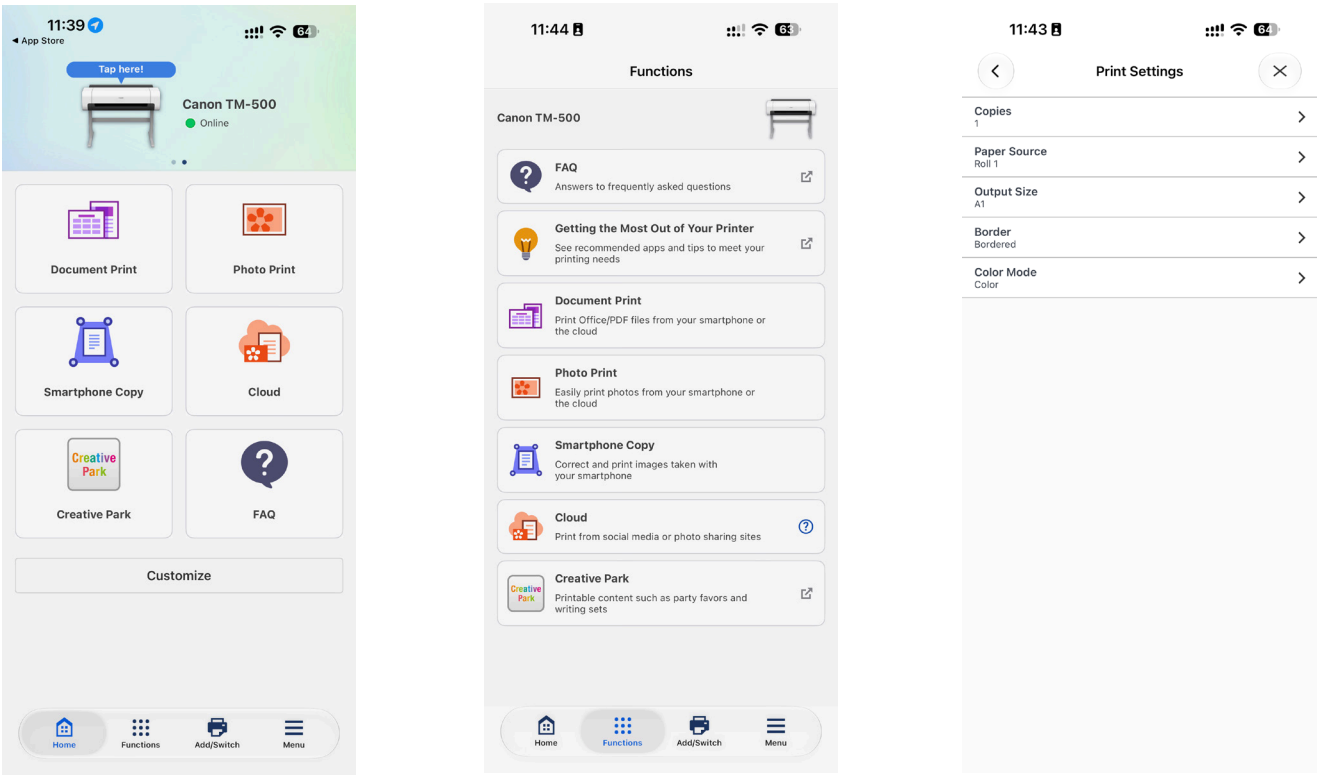

Canon PRINT mobile app's home screen, function menu, and print settings

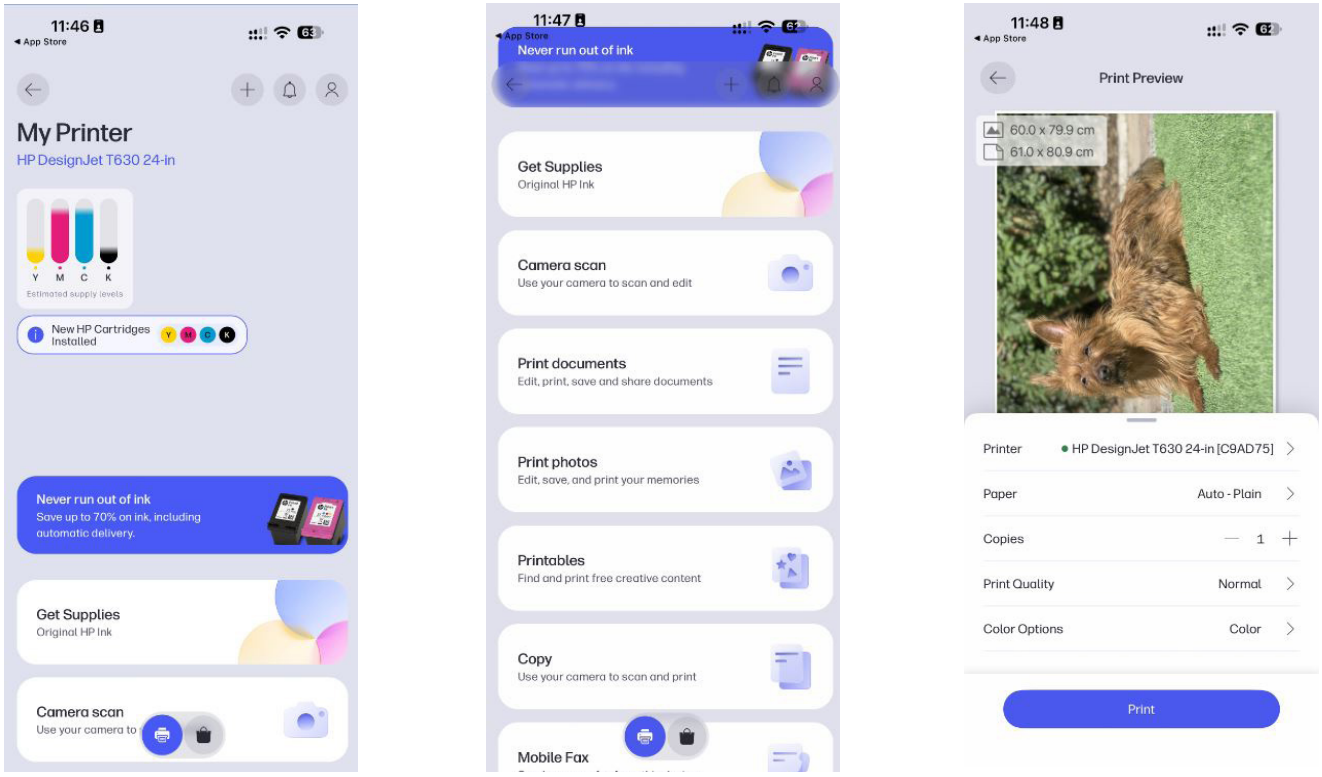

HP App's home and printer status screen, functions, and print settings

Ce rapport a été reproduit avec l'autorisation écrite de Keypoint Intelligence.
Toute reproduction sans autorisation écrite est interdite ©2026 Keypoint Intelligence – (012502)

Ink Consumption

Keypoint Intelligence technicians noted that the inherent variability of inkjet technology—such as, unpredictable head flushing and calibration routines—can lead to differing test results at different times. While every effort is made to ensure fair and consistent testing, the results should be seen as indicative of likely performance rather than a precise prediction of actual ink consumption in real-world conditions.

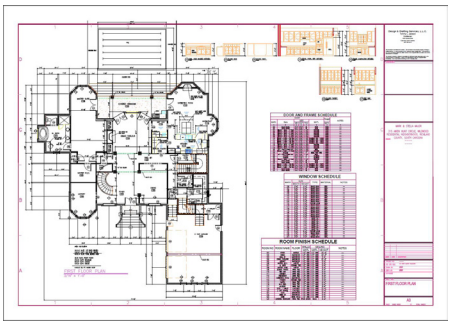

Cottage Architectural Plan Test Document



ISO Office Poster

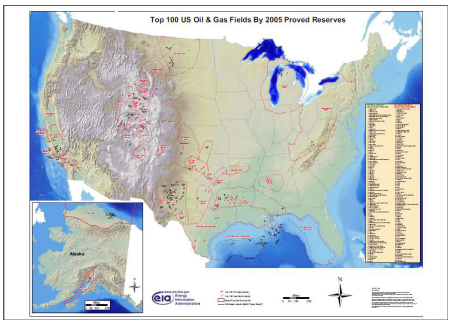

GIS Map Test Document

Overall Weight of Ink Used (in Grams)

Document Type	Canon imagePROGRAF TM-500	HP DesignJet T630 2025 Edition
Cottage Architectural Plan	19.1	17.0
ISO Office Poster	60.2	62.1
GIS Map	50.3	70.6

Results are averaged across three sets of 50-page A0 printing in Fast for the Cottage Architectural Plan and Standard/Normal mode for the other document types.

- The Canon used 12.4% more ink than the HP when printing the Cottage Architectural Plan test target on plain media. This translates to the Canon device using 6.5% of its total available ink, while the HP used 10.3%.
- In the ISO Poster test conducted on matte coated media, the Canon unit used 3.1% less ink compared with the HP device. In this print scenario, it used 20.4% of its total available ink, while the HP used 37.6%.
- In the GIS Map test conducted on matte coated media, the Canon TM-500 used 28.8% less ink compared with the HP device; it used 17.0% of its total available ink, while the HP model used 42.8%.

Ce rapport a été reproduit avec l'autorisation écrite de Keypoint Intelligence.
Toute reproduction sans autorisation écrite est interdite ©2026 Keypoint Intelligence – (012502)

Device Feature Set

- The Canon TM-500 features a larger 4.3-inch touchscreen and it is tiltable, which boosts ease of use. HP offers a smaller (2.7") control panel which is set flush with the device so the operator must stand over it.
- The Canon control panel also has an alert LED that turns amber/orange when the printer requires operator attention; it also supports customizable home screens, allowing frequently used functions and workflows to be tailored to different user environments. Both these features are not available on the HP unit.





Canon offers a large bright touchscreen which can be angled to boost usability





HP's control panel sits flush with the printer; Keypoint technicians found the small touchscreen is less user friendly to navigate menus

Ce rapport a été reproduit avec l'autorisation écrite de Keypoint Intelligence.
Toute reproduction sans autorisation écrite est interdite ©2026 Keypoint Intelligence – (012502)

- Canon ink tanks can be replaced while the printer is operating, helping to minimize interruption; this capability is not available on the HP T630.
- The Canon supports true borderless printing on roll media, while the HP does not offer true borderless output.
- The Canon has a smaller minimum ink-drop size at 5 picolitres, compared with 5.5 picolitres for the HP's colour inks and 12 picolitres for black.
- Canon offers one-size (55 ml) for all five colours while HP provides a smaller (29 ml) ink cartridge capacity for CMY and two sizes (38 ml and 80 ml) for K.
- Both devices employ a single user-replaceable printhead, reducing downtime. Canon's incorporates more printhead nozzles, with 15,360 in total, compared with 5,505 on the HP.
- Both devices are specified for ±0.1% line accuracy and a minimum line width of 0.02 mm.
- The Canon accommodates larger-diameter rolls, at up to 150 mm compared with 100 mm for the HP, and supports substantially thicker roll media at up to 0.8 mm versus 0.3 mm.
- Cut sheet media is supported on both devices; the Canon model handles one sheet at a time (with the media roll removed first), while multiple sheets can be loaded on the HP, without the need to remove and reload the media roll.
- The HP supports a longer (1.9 m) maximum cut-sheet media length compared with 1.6 m for the Canon.
- The Canon provides 2 GB of RAM compared with 1 GB on the HP; neither device incorporates a hard drive.
- Both devices provide USB, Gigabit Ethernet and wireless connectivity, while the HP additionally specifies Wi-Fi Direct support.
- The HP is considerably lighter at 28.9 kg compared with 51 kg for the Canon.
- The HP has lower specified active power consumption, at less than 35 W compared with 59 W for the Canon, while the Canon has lower standby consumption at 2.2 W versus less than 5.6 W for the HP.
- Canon's Media Configuration Tool provides dedicated desktop-based management of media information, allowing users to add and customize media and synchronize settings with the printer and driver. No directly comparable dedicated media-management utility was identified for the HP T630.

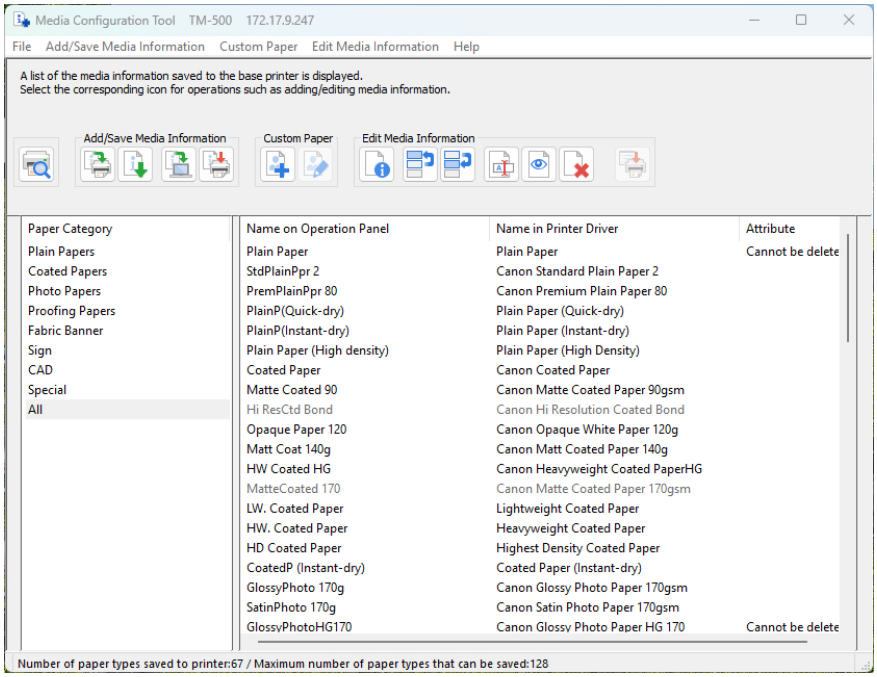

Canon Media Configuration Tool

Ce rapport a été reproduit avec l'autorisation écrite de Keypoint Intelligence.
Toute reproduction sans autorisation écrite est interdite ©2026 Keypoint Intelligence – (012502)

- The Canon TM-500 supports an optional Desktop Basket, which is handy for when the printer is placed on a worksurface near to an operator. The left and right arms of the basket must be extended evenly so that the front of the basket is horizontal. Canon advise that the basket holds one print only, so for multiple page jobs, the operator should remove each print as it exits the printer and lands in the basket.
- Both devices incorporate recycled materials, with Canon and HP each stating at least 25% recycled plastic content; Canon additionally specifies 5% recycled iron and EPS-free packaging, while HP carries ENERGY STAR, EPEAT and UL ECOLOGO credentials and supports cartridge recycling through HP Planet Partners.
- Both models provide a broad range of network and device security features, including TLS 1.3, SNMP v3, IEEE 802.1X, IPv4/IPv6, WPA3, Secure Boot, security-event logging and administrator controls. Canon adds SIEM connectivity and predefined Recommended Security Settings for centralized administration; the HP T630 incorporates HP Wolf Pro Security for built-in protection against cyberthreats.

Device Feature Set

- The Canon driver provides a broader selection of predefined print profiles and 48 media profiles plus 10 user-customizable options, compared with 10 media profiles on the HP.
- Canon provides a unidirectional printing option to help address banding, while this setting is not available in the HP driver.
- Canon provides a profile-settings overview within the driver, a feature not available on the HP.
- The Canon driver supports watermarking, page stamping, up to 16-up printing, and 2×2 poster printing; these functions are not available in the HP driver.
- The HP offers image-rotation options—automatic rotation, rotate by 90°, and avoid clipping settings—while the Canon supports 90° and 180° rotation.
- Canon provides CMY balance, brightness, and contrast controls together with advanced colour-management options; these adjustments are not provided in the HP driver.
- Canon's Free Layout plus software allows TM-series users to scale, resize, and group files from different applications into a single job directly from the printer driver. With drag-and-drop functionality, images can be precisely positioned on a single page, reducing paper waste. The HP unit offers a similar nesting feature which can be activated from the touchscreen directly, from the print driver, or when using HP Click. However, users do not have the same precise control over the positioning of jobs, rather jobs are randomly positioned to print across the width of a page, either in the order of submission or in 'optimized' layout order.

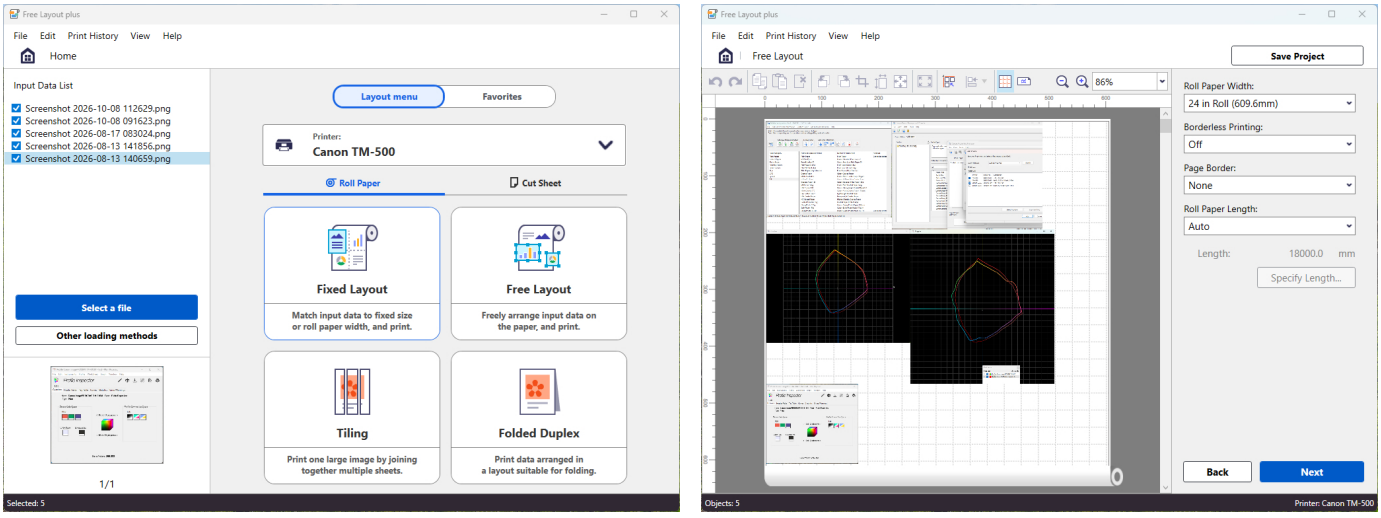

Canon Free Layout plus

Ce rapport a été reproduit avec l'autorisation écrite de Keypoint Intelligence.
Toute reproduction sans autorisation écrite est interdite ©2026 Keypoint Intelligence – (012502)

- Canon's Free Layout plus has superseded the Print Plug-In for Office function, allowing for the direct printing from Microsoft Office applications supporting the plugin to Free Layout plus. Custom sizes in large-format printing can be set in a wizard interface from Microsoft Word and Microsoft PowerPoint and automatically within Excel. HP offers no equivalent software.
- Canon's web-based PosterArtist is a user-friendly tool for creating posters and signage. It provides access to stock photo services like Pixabay, Pexels, and Unsplash, and a wide selection of royalty-free images. The software also offers a variety of pictographic icons and templates sorted by type and event, and supports multi-language poster creation with 900 common expressions across 10 languages.
- Within PosterArtist, users can use Free Layout plus tool enables efficient media use by allowing custom arrangement of files and correct double-sided printing orientation for when folding is required.
- Canon's Accounting Manager, accessible through the Status Monitor, provides detailed accounting for all print jobs. Users can input ink and media costs to automatically calculate and display job costs, along with media type, print area, ink usage, and total print time. Detailed reports can be generated by selecting individual or multiple jobs, with data exportable in .CSV format for use in Excel. HP offers accounting management through the Accounting tab on the device's embedded web server.

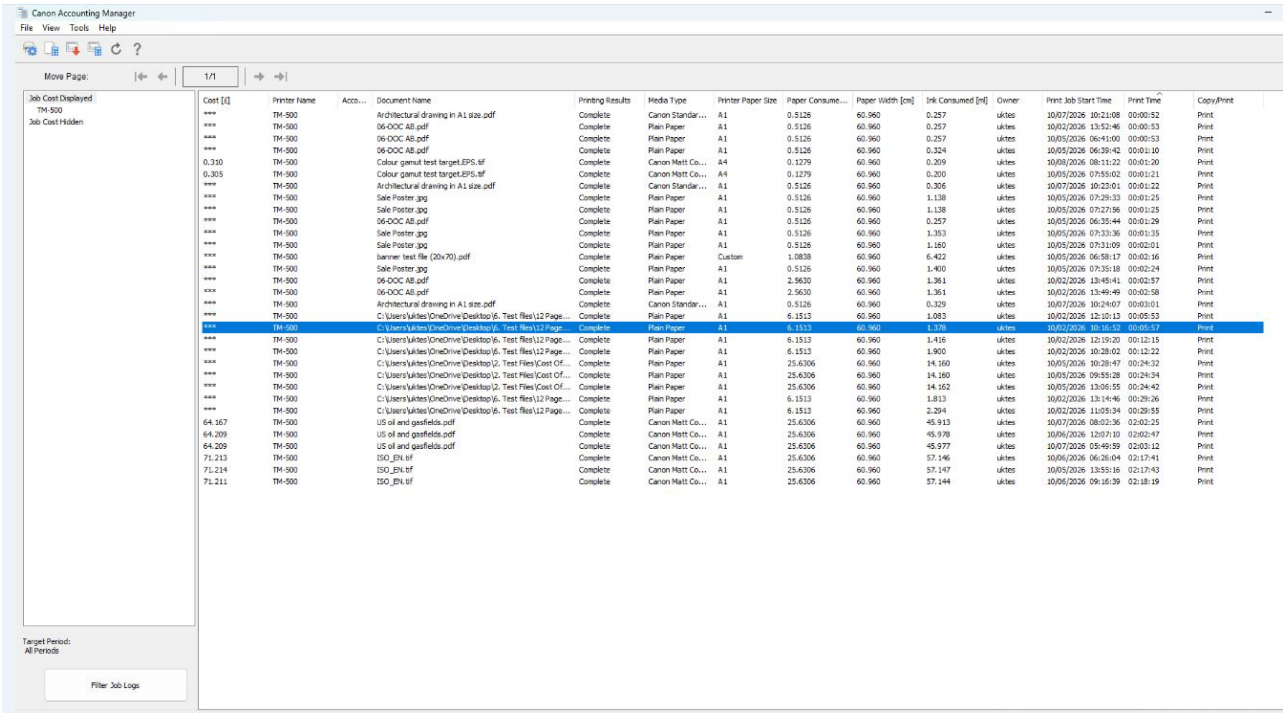

Canon Accounting Manager

Ce rapport a été reproduit avec l'autorisation écrite de Keypoint Intelligence.
Toute reproduction sans autorisation écrite est interdite ©2026 Keypoint Intelligence – (012502)

SUPPORTING TEST DATA

Print Productivity

Job Stream (in Seconds)

Canon imagePROGRAF TM-500		HP DesignJet T630 2025 Edition	
Fast	691.75	**Normal**	1,781.44
Standard	1,236.03	**Normal**	1,781.44
High	3,061.29	**Best**	7,921.43

Keypoint Intelligence's job stream consists of nine files, including PDF, TIFF, and DWF files, for a total of 19 pages, all at Arch D-size, ensuring that the files are set to fit to page. This test replicates the type of traffic a typical wide-format device might experience in a real-world, multi-user environment. All files are submitted to the controller in a specific order and sent to the printer as a group, at which time the stopwatch begins; timing ends when the last page of the last file exits the device. Both devices were loaded with 610-mm rolls, with each file set to auto-rotate to save media.

Colour Output (in Seconds)

Canon imagePROGRAF TM-500		HP DesignJet T630 2025 Edition	
Fast	342.41	**Normal**	1,025.72
Standard	726.25	**Normal**	1,025.72
High	1,765.18	**Best**	4,795.84

The 12-page DWF test file was printed using the device driver set to the plain paper/colour setting. Both devices were loaded with 610-mm rolls. The actual time indicated is the time it took to RIP, image, and deliver all pages of the test document to the collection bin.

Monochrome Output (in Seconds)

Canon imagePROGRAF TM-500		HP DesignJet T630 2025 Edition	
Fast	337.78	**Normal**	630.18
Standard	719.41	**Normal**	630.18
High	1,734.72	**Best**	4,800.07

The 12-page DWF test file was printed with the Canon driver set to the plain paper/monochrome setting and the HP driver set to plain paper, black mode. Both devices were loaded with 610-mm rolls. The actual time indicated is the time it took to RIP, image, and deliver all pages of the test document to the collection bin.

Ce rapport a été reproduit avec l'autorisation écrite de Keypoint Intelligence.
Toute reproduction sans autorisation écrite est interdite ©2026 Keypoint Intelligence – (012502)

First-Page-Out Time After Weekend Non-Use (in Seconds)

	Canon imagePROGRAF TM-500	HP DesignJet T630 2025 Edition
Time Before Printing Commences	50.58	40.30
First Page Out	77.75	101.90

First-Page-Out Time from Ready State (in Seconds)

	Canon imagePROGRAF TM-500	HP DesignJet T630 2025 Edition
Time Before Printing Commences	12.53	16.77
First Page Out	38.44	87.56

First-page-out time was measured by printing an Arch D-size PDF in Fast/Normal mode, timed from job release to page out. The Canon driver was set to plain paper/monochrome, the HP driver to plain paper/black mode, with both devices loaded with 610-mm rolls.

A1 First-Page-Out and Throughput Times (in Seconds)

	Canon imagePROGRAF TM-500	HP DesignJet T630 2025 Edition
First Page Out	38.33	97.27
Five Pages Out	145.84	426.94

A single-page A1-size Cottage Architectural Plan DWG TrueView Drawing test file was printed with the device driver set to the plain paper/colour setting in Fast/Normal mode. The actual time indicated is the time it took to RIP, image, and deliver five pages of the test document to the collection bin.

Ce rapport a été reproduit avec l'autorisation écrite de Keypoint Intelligence.
Toute reproduction sans autorisation écrite est interdite ©2026 Keypoint Intelligence – (012502)

Colour Print Quality

Optical solid density and colour gamut were tested with colour correction disabled on both the Canon and HP models; all other image quality was assessed with colour correction enabled.

Colour Optical Density Evaluation

Canon imagePROGRAF TM-500						
	Fast		Standard		High	
	50%	100%	50%	100%	50%	100%
Cyan	0.53	1.09	0.53	1.23	0.55	1.27
Magenta	0.51	1.06	0.54	1.25	0.54	1.31
Yellow	0.42	0.86	0.44	0.99	0.46	1.03
Black	0.62	1.50	0.60	1.49	0.62	1.51

HP DesignJet T630 2025 Edition						
	Fast		Normal		Best	
	50%	100%	50%	100%	50%	100%
Cyan	0.77	0.99	0.80	1.06	0.84	1.13
Magenta	0.74	0.97	0.79	1.05	0.85	1.11
Yellow	0.59	0.79	0.62	0.86	0.70	0.91
Black	0.70	1.46	0.74	1.48	0.71	1.54

Colour density was measured by printing a Keypoint Intelligence proprietary PDF test target on plain paper using default colour settings across all quality modes. Density readings for 100% and 50% dot fills were taken with an XRite 508 and XRite exact^{Xp} densitometer.

Colour Gamut Cubic L*a*b* Unit Volume Comparisons

Media Type/Settings	Canon imagePROGRAF TM-500	HP DesignJet T630 2025 Edition
Plain Paper Default	279,351 (Fast)	209,548 (Normal)
Plain Paper High/Best	326,712	236,133
Matte Coated Paper High/Best	457,976	395,245

Ce rapport a été reproduit avec l'autorisation écrite de Keypoint Intelligence.
Toute reproduction sans autorisation écrite est interdite ©2026 Keypoint Intelligence – (012502)

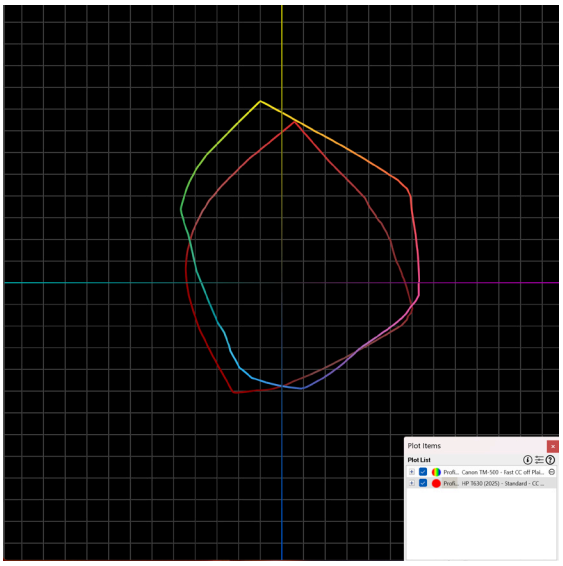

Canon TM-500 colour gamut on plain paper in Fast settings (shown chromatically) versus HP T630 colour gamut (shown in red) on plain paper in Normal settings.

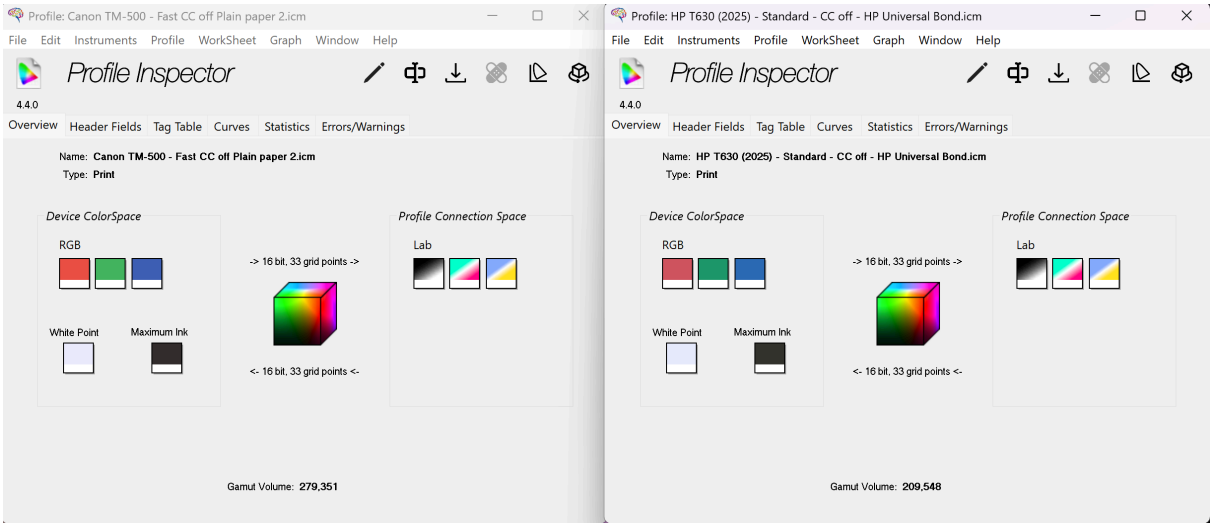

Colour gamut profile for Canon TM-500 (left) and HP T630 (right) on plain paper in Fast/Normal mode.

Ce rapport a été reproduit avec l'autorisation écrite de Keypoint Intelligence.
Toute reproduction sans autorisation écrite est interdite ©2026 Keypoint Intelligence – (012502)

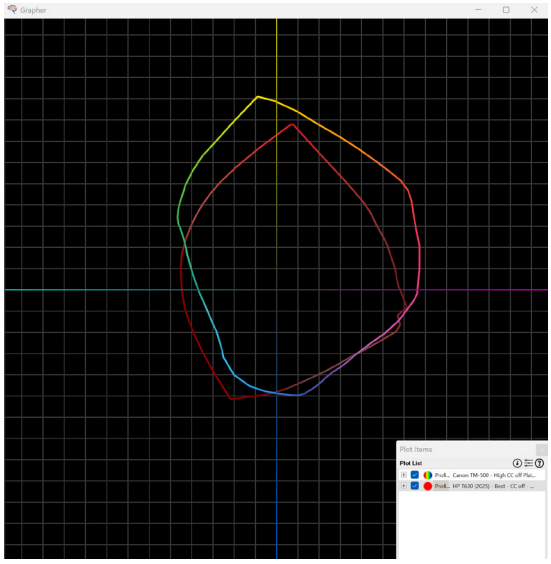

Canon TM-500 colour gamut on plain paper in High settings (shown chromatically) versus HP T630 colour gamut (shown in red) on plain paper in Best settings.

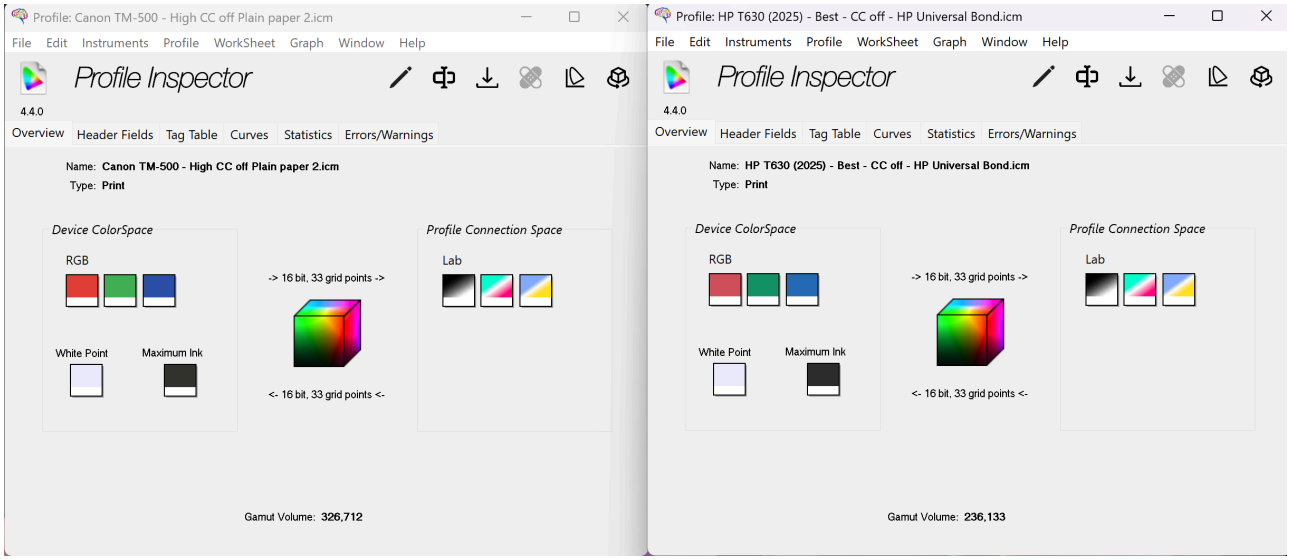

Colour gamut profile for Canon TM-500 (left) and HP T630 (right) on plain paper in High/Best mode.

Ce rapport a été reproduit avec l'autorisation écrite de Keypoint Intelligence.
Toute reproduction sans autorisation écrite est interdite ©2026 Keypoint Intelligence – (012502)

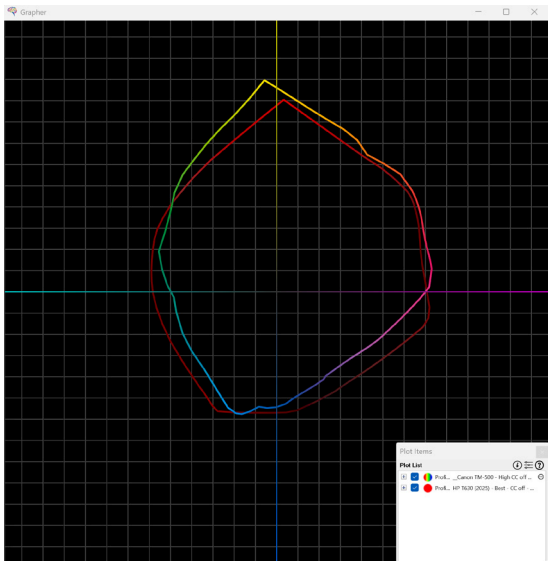

Canon TM-500 colour gamut on matte coated paper in High settings (shown chromatically) versus HP T630 colour gamut (shown in red) on matte coated paper in Best settings.

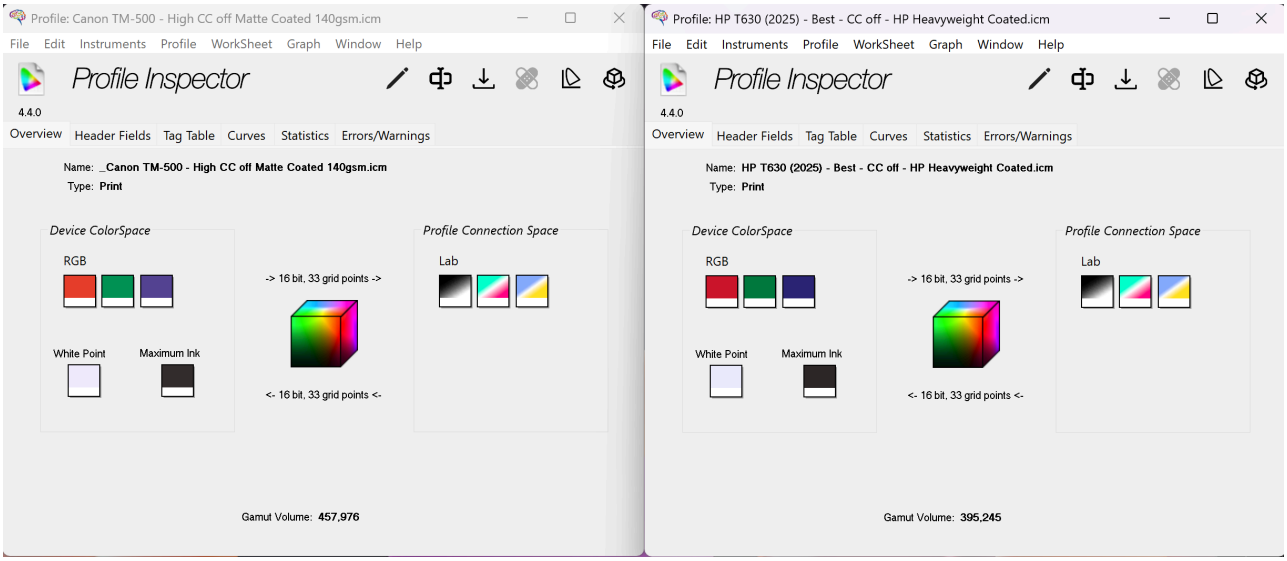

Colour gamut profile for Canon TM-500 (left) and HP T630 (right) on matte coated paper in High/Best mode.

Ce rapport a été reproduit avec l'autorisation écrite de Keypoint Intelligence.
Toute reproduction sans autorisation écrite est interdite ©2026 Keypoint Intelligence – (012502)

Black Print Quality

Solid Density

	Canon imagePROGRAF TM-500			HP DesignJet T630 2025 Edition		
Density Block						
	Fast	Standard	High	Fast	Normal	Best
1	1.53	1.54	1.52	1.45	1.44	1.51
2	1.53	1.55	1.52	1.44	1.39	1.52
3	1.54	1.54	1.52	1.44	1.44	1.50
4	1.54	1.55	1.53	1.43	1.40	1.40
Average	**1.54**	**1.55**	**1.52**	**1.44**	**1.42**	**1.51**

Solid black density measurements are based on four readings taken from a Keypoint Intelligence proprietary PDF test target file corresponding to four different 100% solid black locations on the output. The output was assessed at all quality settings available, with the Canon driver set to plain paper/monochrome setting and the HP driver set to plain paper, black mode. Density was measured using an XRite 508 densitometer and XRite exact^{Xp} densitometer.

Device Feature Set

Category	Canon imagePROGRAF TM-500	Advantage ✓	HP DesignJet T630 2025 Edition
User Interface	4.3" touchscreen; tiltable	✓	2.7" touchscreen; non-tiltable
Maximum Image Resolution	2400 x 1200 dpi		2400 x 1200 dpi
Number of Inks	5 (MBk, CMYK)		4 (CMYK)
Ink Tanks Replaceable During Operation	Yes	✓	No
Ink Drop Size	Minimum 5 picoliter	✓	5.5 picoliter (CMY); 12 picoliter (K)
Ink Cartridge Capacity	55 ml (all colours)		80/38 ml (K); 29 ml (CMY)
Number of Nozzles	MBK: 5,120 nozzles; CMYK: 2,560 nozzles each; 15,360 in total	✓	1,376 per colour; 5,505 in total
Number of Printheads	1 Canon Bubblejet on Demand PF-06 (user-replaceable)		1 HP DesignJet Thermal Inkjet; user replaceable
Line Accuracy	+/-0.1%		+/-0.1%

Ce rapport a été reproduit avec l'autorisation écrite de Keypoint Intelligence.
Toute reproduction sans autorisation écrite est interdite ©2026 Keypoint Intelligence – (012502)

Category	Canon imagePROGRAF TM-500	Advantage ✓		HP DesignJet T630 2025 Edition
Minimum Line Width	0.02 mm			0.02 mm
Minimum Print Margins	Roll: 3 mm top, bottom, and side; Cut Sheet: 20 mm top and bottom, 3 mm side (AirPrint: 3 mm top and side, 12.7 mm bottom)			Roll: 5 mm; Cut Sheet: 5 mm (input tray) or 5 mm top and sides and 17 mm bottom (manual feed)
Borderless (0 mm) Printing	Yes (Roll only)	✓		True borderless printing not supported
Maximum Outside Diameter of Roll Paper	150 mm	✓		100 mm
Maximum Printable Paper Roll Length	18 m (depending on OS and application)			INA
Maximum Cut-Sheet Media Length	1.6 m		✓	1.9 m
Maximum Media Thickness for Roll Paper	0.8 mm	✓		Up to 0.3 mm
Maximum Media Width	610 mm (24 inches)			610 mm (24 inches)
Media Loading	Top Loading			Top Rear
Roll Paper	Single Roll			Single Roll
Optional Media Handling	2- and 3-inch roll holder set; Optional stand with catch basket or Desktop basket	✓		3-inch core adapter
Std/Max RAM	2 GB	✓		1 GB
Hard Drive	Not available			Not available
Interface	Hi-Speed USB; 10/100/1000Base-T/TX Ethernet; Wireless LAN 802.11b/g/n			Gigabit Ethernet (1000Base-T); Hi-Speed USB 20; Wi-FI 802.11b/g/n; Wi-Fi Direct
PDL	HP-GL/2, HP RTL, JPEG (Ver. JFIF 1.02), CALS G4			HP-GL/2; HP RTL; CALS G4; URF; JPEG
Product Dimensions	978 x 756 x 1,041 mm (Basket closed position)		✓	1,013 x 605 x 932 mm
Net Weight (Unpacked)	51 kg (including Roll Holder Set, excluding printhead and inks)		✓	28.9 kg

Ce rapport a été reproduit avec l'autorisation écrite de Keypoint Intelligence.
Toute reproduction sans autorisation écrite est interdite ©2026 Keypoint Intelligence – (012502)

Category	Canon imagePROGRAF TM-500	Advantage ✓		HP DesignJet T630 2025 Edition
Power Consumption (Standby)	2.2 W	✓		<5.6 W
Power Consumption (Active)	59 W		✓	<35 W
Acoustic Pressure	Operation: 39 dB (A); Standby: <35 dB (A)			Operation: 42 dB (A); Standby: <16 dB (A)
Acoustic Power	Operation: 6.0 Bels			Operation: 5.8 dB (A); Standby: <3.4 dB (A)

Driver Feature Set

Category	Canon imagePROGRAF TM-500	Advantage ✓		HP DesignJet T630 2025 Edition
Speed Settings	Fast 300/600, Standard 300/600, High 600, and Custom			Fast, Normal, and Best
Economy Mode	Yes			Yes
Predefined Profiles	Default, Photo (Color), Poster, CAD Color Line Drawing, CAD Mono Line Drawing, and Perspective, GIS, Custom			Factory defaults; Black-and-white photo; CAD; GIS; Photo
Overview of Profile Settings Provided	Yes	✓		No
Media Profiles	48 + 10 user customizable special options	✓		10
IQ Optimized for Print Profiles	Yes			Yes
Watermark	Yes	✓		No
Sharpen Text	Yes			Yes
Thicken Fine Lines	Yes			Yes
Mirror Image	Yes			Yes
Multi-Up Printing	Yes (2 to 16)	✓		No
Poster Print Mode	Yes (2 by 2)	✓		No
Page Stamping	Yes	✓		No
Image Rotation	90 degrees and 180 degrees			Auto, 90 degrees, avoid clipping (HPGL/2)
Option to Preview Before Print	Yes			Yes
CMYK Balance Adjustment	Yes (CMY only)	✓		No

Ce rapport a été reproduit avec l'autorisation écrite de Keypoint Intelligence.
Toute reproduction sans autorisation écrite est interdite ©2026 Keypoint Intelligence – (012502)

Category	Canon imagePROGRAF TM-500	Advantage ✓	HP DesignJet T630 2025 Edition
Brightness Adjustment	Yes	✓	No
Contrast Adjustment	Yes	✓	No
Saturation Adjustment	No		No
Advanced Colour Management Options	Yes	✓	No
Free Layout Capability	Yes (flexible placement)	✓	Yes (automatic placement)
MS Office Plug-In	Yes	✓	No
Accounting Capability	Yes		INA
Disable Automatic Cutter	Yes		Yes
Unidirectional Printing Option	Yes	✓	No

Ink Consumption

Canon imagePROGRAF TM-500: Amount of Ink Used in Each Cartridge (in Grams)

Category	Matte Black	Black	Yellow	Magenta	Cyan
Weight of Cartridge Prior to Installation	90.8	90.2	88.8	90.5	88.6
Weight of Cartridge at End of Life	30.7	30.7	30.7	30.7	30.7
Net Weight of Ink	60.1	59.5	58.1	59.8	57.9
Total Ink Weight Across Five Cartridges					295.4

HP DesignJet T630 2025 Edition: Amount of Ink Used in Each Cartridge (in Grams)

Category	Yellow	Magenta	Cyan	Black
Weight of Cartridge Prior to Installation	57.6	57.2	57.1	131.3
Weight of Cartridge at End of Life	26.1	26.1	26.1	59.9
Net Weight of Ink	31.5	31.1	31.0	71.4
Total Ink Weight Across Four Cartridges				165.0

Ce rapport a été reproduit avec l'autorisation écrite de Keypoint Intelligence.
Toute reproduction sans autorisation écrite est interdite ©2026 Keypoint Intelligence – (012502)

Canon imagePROGRAF TM-500: Ink Used in Three 50-Page Runs of Cottage Architectural Plan Test Document in Fast Mode (in Grams)

Category	Matte Black	Black	Yellow	Magenta	Cyan
Test Run 1: Net Weight of Ink Used	9.8	1.3	2.1	2.9	3.5
Test Run 2: Net Weight of Ink Used	10.6	1.8	1.6	2.9	3.5
Test Run 3: Net Weight of Ink Used	9.1	1.3	1.4	2.3	3.6
Average Amount of Ink Used Across Three Runs	9.8	1.4	1.7	2.7	3.5
Total Ink Weight Across Five Cartridges for 50-Page Run (Based on Averages)					19.1

HP DesignJet T630 2025 Edition: Ink Used in Three 50-Page Runs of Cottage Architectural Plan Test Document in Fast Mode (in Grams)

Category	Yellow	Magenta	Cyan	Black
Test Run 1: Net Weight of Ink Used	0.6	2.2	3.8	10.5
Test Run 2: Net Weight of Ink Used	0.6	2.2	3.8	10.3
Test Run 3: Net Weight of Ink Used	0.6	2.1	3.8	10.3
Average Amount of Ink Used Across Three Runs	0.6	2.2	3.8	10.4
Total Ink Weight Across Four Cartridges for 50-Page Run (Based on Averages)				17.0

Canon imagePROGRAF TM-500: Ink Used in Three 50-Page Runs of ISO Poster Test Document in Standard Mode (in Grams)

Category	Matte Black	Black	Yellow	Magenta	Cyan
Test Run 1: Net Weight of Ink Used	9.1	1.5	1.7	10.2	36.8
Test Run 2: Net Weight of Ink Used	10.5	1.6	1.6	11.5	37.4
Test Run 3: Net Weight of Ink Used	7.3	1.2	1.5	11.4	37.3
Average Amount of Ink Used Across Three Runs	9.0	1.4	1.6	11.0	37.2
Total Ink Weight Across Five Cartridges for 50-Page Run (Based on Averages)					60.2

Ce rapport a été reproduit avec l'autorisation écrite de Keypoint Intelligence.
Toute reproduction sans autorisation écrite est interdite ©2026 Keypoint Intelligence – (012502)

HP DesignJet T630 2025 Edition: Ink Used in Three 50-Page Runs of ISO Poster Test Document in Normal Mode (in Grams)

Category	Yellow	Magenta	Cyan	Black
Test Run 1: Net Weight of Ink Used	5.6	14.4	29.8	11.5
Test Run 2: Net Weight of Ink Used	5.7	15.1	32.1	12.2
Test Run 3: Net Weight of Ink Used	5.7	13.9	28.9	11.5
Average Amount of Ink Used Across Three Runs	5.6	14.5	30.3	11.7
Total Ink Weight Across Four Cartridges for 50-Page Run (Based on Averages)				62.1.0

Canon imagePROGRAF TM-500: Ink Used in Three 50-Page Runs of GIS Map Test Document in Standard Mode (in Grams)

Category	Matte Black	Black	Yellow	Magenta	Cyan
Test Run 1: Net Weight of Ink Used	14.8	1.2	6.9	9.0	17.6
Test Run 2: Net Weight of Ink Used	14.1	1.3	9.0	9.2	18.1
Test Run 3: Net Weight of Ink Used	13.8	1.4	9.8	9.4	15.7
Average Amount of Ink Used Across Three Runs	14.2	1.3	8.6	9.1	17.1
Total Ink Weight Across Five Cartridges for 50-Page Run (Based on Averages)					50.3

HP DesignJet T630 2025 Edition: Ink Used in Three 50-Page Runs of GIS Map Test Document in Normal Mode (in Grams)

Category	Yellow	Magenta	Cyan	Black
Test Run 1: Net Weight of Ink Used	16.3	17.3	26.7	9.6
Test Run 2: Net Weight of Ink Used	17.0	18.8	26.5	9.3
Test Run 3: Net Weight of Ink Used	16.6	18.0	26.4	9.3
Average Amount of Ink Used Across Three Runs	16.6	18.0	26.5	9.4
Total Ink Weight Across Four Cartridges for 50-Page Run (Based on Averages)				70.6

Test Methodology

Ink Consumption: Keypoint Intelligence analyzed ink consumption using three different document types: a Cottage Architectural Plan, an ISO Office Poster, and a GIS map. Each document was formatted as a PDF file except for the Cottage Architectural Plan, which was formatted as a DWG TrueView Drawing, and all were sized at ISO A0.

In Keypoint Intelligence's lab, the Canon imagePROGRAF TM-500, with the latest "01.02" firmware (as of September 2026) was connected to a Windows 10 64-bit workstation via a 1000BaseT connection and maintained in default configuration for testing. Using the Canon imagePROGRAF Printer Driver Version 6.4.1, the documents were set to print at actual size. The Cottage Architectural

Ce rapport a été reproduit avec l'autorisation écrite de Keypoint Intelligence.
Toute reproduction sans autorisation écrite est interdite ©2026 Keypoint Intelligence – (012502)

Plan was printed in Fast mode on plain paper with print priority settings set to Line Drawing/Text; the ISO Poster and the GIS map were both printed in Standard mode on 140 gsm matte coated media with print priority settings set to Image.

The HP DesignJet T630 2025 Edition was installed with the latest "SPRKLEFPR2N001.2607A.00" level of firmware and connected to a Windows 10 64-bit workstation via a 1000BaseT connection and maintained in default configuration for testing. Using the HP DesignJet HPGL/2 driver in default colour setting, the documents were set to print at actual size. The Cottage Architectural Plan was printed in Fast mode on plain paper; the ISO Poster and the GIS map were both printed in Normal mode on HP Heavy Weight coated media.

Lab technicians weighed each ink cartridge before installation (with the weight of each ink with all packaging removed recorded) and after every 50-print test run, calculated the weight of ink used for each colour. To account for the Canon model's sub-tank, a procedure was followed to ensure that the sub-tank level was at its maximum before the print run commenced and again after the print run was completed, thereby ensuring that ink replenishment of the sub-tanks was considered for each print run. For both models, one cartridge was then run to exhaustion and the weight of the empty cartridge was recorded.

Test Environment: Products were tested in Keypoint Intelligence's environmentally controlled UK test lab, which replicates typical office conditions.

Test Equipment: Keypoint Intelligence's dedicated test network in Europe, consisting of Windows 10 Professional workstations, 10/100/1000BaseTX network switches and CAT5e/6 cabling.

Test Procedures: Keypoint Intelligence employs proprietary procedures and industry-standard test procedures in its lab test methods. In addition to a number of proprietary test documents, Keypoint Intelligence uses industry-standard files including an ASTM monochrome test document for evaluating black image quality. Alongside a visual observation, colour print quality and gamut size are evaluated using XRite i1 profile software and an i1 Pro colour spectrophotometer and analysed using i1i0 Advanced Scanning Table. Density of black and colour output was measured using XRite 508 and XRite exact^{Xp} densitometers.

ABOUT KEYPOINT INTELLIGENCE

For over 60 years, clients in the digital imaging industry have relied on Keypoint Intelligence for independent hands-on testing, lab data, and extensive market research to drive their product and sales success. Keypoint Intelligence has been recognized as the industry's most trusted resource for unbiased information, analysis, and awards due to decades of analyst experience. Customers have harnessed this mission-critical knowledge for strategic decision-making, daily sales enablement, and operational excellence to improve business goals and increase bottom lines. With a central focus on clients, Keypoint Intelligence continues to evolve as the industry changes by expanding offerings and updating methods, while intimately understanding and serving manufacturers', channels', and their customers' transformation in the digital printing and imaging sector.

For more information on Keypoint Intelligence, please call (973) 797-2100, visit keypointintelligence.com, or email info@keypointintelligence.com.

Ce rapport a été reproduit avec l'autorisation écrite de Keypoint Intelligence.
Toute reproduction sans autorisation écrite est interdite ©2026 Keypoint Intelligence – (012502)