


 **imageFORMULA**
DR-C225II
DR-C225WII



UNIQUE ULTRA-SLIM DESIGN AND EFFORTLESS SCANNING

Fast, high quality scanning

Scanning made easier with the super-compact and intelligent imageFORMULA DR-C225 II/DR-C225W II—ideal for small office and counter-top environments. The DR-C225W II's built-in Wi-Fi allows wireless scanning from mobile, tablet and PC devices.

Boosting your productivity

To reduce delays and keep production levels high the DR-C225 II/W II offers easy 'one-touch' scanning. Pressing the scanner's start button boots up your CaptureOnTouch software application and gets you ready to scan in seconds. Canon takes innovation forward with the scanner's intuitive natural feeding concept. This allows users to feed documents into the scanner face up, in their natural orientation.

DR-C225 II

Ultra compact
 desktop scanner

COLOUR
 SPEED
 25 ppm

DAILY DUTY
 CYCLE
 1,500 SCANS/DAY

AUTOMATIC
 DOCUMENT
 FEEDER
 30 sheets

DR-C225W II

Wi-Fi enabled
 scanner


COLOUR
 SPEED
 25 ppm

DAILY DUTY
 CYCLE
 1,500 SCANS/DAY

AUTOMATIC
 DOCUMENT
 FEEDER
 30 Sheets

Canon

SMALL, SPEEDY AND STYLE-CONSCIOUS SCANNERS



Slim profile, unique design

With its innovative and space-saving vertical J-Path design the DR-C225 II/W II sets the standard for ultra-compact desktop scanners. The vertical J-Path design allows documents to be fed and received vertically, so no extra desk space is required. Side-mounted cables and ports let you place both devices directly against a rear wall, or even on a shelf, for the ultimate in space-saving convenience.

Simple, intuitive scanning

The DR-C225 II/W II have been designed to encourage easy scanning with an array of intuitive features. The Full Auto Mode feature (when using CaptureOnTouch software) automatically applies the best settings for key document parameters - including text orientation, page size detection, colour, resolution and skip blank page, saving you time and effort.



Extremely versatile and reliable

The DR-C225 II/W II can handle a varied mix of document types. By switching the paper feeding to straight-through path you can scan A3 sized documents (in folio mode), thick documents, embossed cards and 3 metre long documents with ease.


The reliable ultrasonic Double Feed Detection feature accurately detects when more than one sheet is fed simultaneously, which can prevent important information from being lost or missed.

Fast, high quality scanning

The DR-C225 II delivers impressive double-sided scanning speeds, while the DR-C225W II with Wi-Fi offers greater productivity for scanning documents directly to smart devices. Equipped with a CMOS CIS (Contact Image Sensor) unit; high quality images can be produced allowing better text readability for enhanced OCR (Optical Character Recognition) accuracy.



SCAN WITH WI-FI TO MOBILE, PC AND TO THE CLOUD



DR-C225W II

The DR-C225W II with built-in Wi-Fi technology delivers an enhanced customer experience with efficient batch capture of information to mobile / smart devices. Businesses can also share the DR-C225W II wirelessly, amongst office departments by downloading the Canon Wireless Connection Setup Tool /Network Monitor to enable wireless scanning from your PC.

CaptureOnTouch Mobile App

Scan direct to your iPhone®, iPad® and Android device with the free CaptureOnTouch Mobile App. It comes with advanced image processing tools such as automatic size detection, deskew and skip blank page giving consistently superior image quality results.

POWERFUL SOFTWARE BUILT FOR INTEGRATION AND PERFORMANCE

With Canon's CaptureOnTouch you can easily scan paper documents into various digital formats, and save them to multiple destinations, including cloud services. It incorporates "one touch" scanning and advanced image processing tools for simplifying the scanning operation and ensuring high quality results. It is also possible to edit the settings of already scanned images, eliminating the need to redo any scans. What's more you scan up to 3 file output destinations in one step.

CaptureOnTouch



A powerful, easy-to-use desktop application that creates, edits and converts PDFs enabling collaboration like never before (compatible with Windows only).

Cardiris

Scan business cards to convert and organise important information into a searchable database (compatible with Windows).

TECHNICAL SPECIFICATIONS



<p>Type</p> <p>Document Reading Sensor</p> <p>Optical Resolution</p> <p>Light Source</p> <p>Reading Side</p> <p>Interface</p> <p>Dimensions</p> <p>Weight</p> <p>Power Requirements</p> <p>Power Consumption</p> <p>Operating Environment</p> <p>Environmental Compliance</p> <p>READING SPEED¹</p> <p>(A4, Portrait, 200dpi) B&W Greyscale</p> <p>Colour</p> <p>DOCUMENT SPECIFICATIONS</p> <p>Width</p> <p>Length</p> <p>Thickness</p> <p>Long Document</p> <p>Card Scanning</p> <p>Folio Mode</p> <p>Business Card</p> <p>Paper Separation</p> <p>Feeder Capacity</p>	<p>Desktop Type Sheet Fed Scanner</p> <p>CMOS CIS 1 Line Sensor</p> <p>600 dpi</p> <p>RGB LED</p> <p>Front / Back / Duplex</p> <p>High Speed USB.2.0 (USB 3.0 compatible)</p> <p>Tray Closed: 300 (W) mm x 156 (D) mm x 220 (H) mm Tray Opened: 300 (W) mm x 235 (D) mm x 339 (H) mm</p> <p>Approx: 2.7 kg (DR-C225W II: 2.8 kg)</p> <p>AC 100 – 240V (50 / 60Hz)</p> <p>Scanning: Max.12.7W (100V-120V), Max.12.8W (200-240V), Sleep Mode: 1.8W or less, Power Turned Off: 0.5W or less (DR-C225 II)</p> <p>Scanning: Max.15.6W (100V-120V), Max.15.6W (200-240V), Sleep Mode: 4.4W or less, Power Turned Off: 0.5W or less (DR-C225W II)</p> <p>10 – 32.5°C (50 – 90.5°F), Humidity: 20 – 80% RH</p> <p>RoHS</p> <table border="0"> <tr> <td style="vertical-align: top;"> <p>DR-C225 II/DR-C225W II USB Connection</p> <p>25 ppm / 50 ipm</p> <p>25 ppm / 50 ipm</p> <p>25 ppm / 50 ipm</p> </td> <td style="vertical-align: top;"> <p>DR-C225W II (AP/ST – Wi-Fi Mode)</p> <p>25 ppm / 50 ipm</p> <p>25 ppm / 50 ipm</p> <p>25 ppm / 50 ipm</p> </td> </tr> </table> <p>J-Path</p> <p>50.8 mm – 216 mm</p> <p>70 mm – 356 mm</p> <p>0.06 – 0.15 mm (52 – 128 g/m²)</p> <p>Up to 3000mm (Selectable in MS Windows Control Panel)</p> <p>53.9 x 85.5 x 0.76 mm (Embossed card scanning is supported)</p> <p>216 mm x 297mm (Max) Length: 85 mm – 91 mm</p> <p>Retard Roller Method (Reversing Separator Roller)</p> <p>30 sheets (80 g/m²)</p>	<p>DR-C225 II/DR-C225W II USB Connection</p> <p>25 ppm / 50 ipm</p> <p>25 ppm / 50 ipm</p> <p>25 ppm / 50 ipm</p>	<p>DR-C225W II (AP/ST – Wi-Fi Mode)</p> <p>25 ppm / 50 ipm</p> <p>25 ppm / 50 ipm</p> <p>25 ppm / 50 ipm</p>	<p>OUTPUT Resolution</p> <p>150 dpi x 150 dpi, 200 dpi x 200 dpi, 300 dpi x 300 dpi, 400 dpi x 400 dpi, 600 dpi x 600 dpi</p> <p>Mode</p> <p>Black & White, Error Diffusion, Advanced Text Enhancement I, Advanced Text Enhancement II (Advanced Text Enhancement I not available with Mac driver), 8-Bit Greyscale: (256-Level), 24-Bit Colour, Auto Colour Detection</p> <p>WI-FI DATA RATE</p> <p>IEEE802.11b: Max: 11Mbps IEEE802.11g: Max: 54Mbps IEEE802.11n: Max: 300Mbps</p> <p>WI-FI SECURITY</p> <p>Authentication Mode: Open, Shared, WPA (PSK), WPA2 (PSK)Encryption Protocol: WEP (64/128), TKIP/AES</p> <p>SPECIAL FEATURES</p> <p>Automatic Page Size Detection, Deskew, 3-Dimensional Colour Correction (partially by driver), Colour Dropout (RGB), Colour Enhancement (Red), Auto Colour Detection, Text Enhancement, MultiStream, Preset Gamma Curve, Scan Panel, Prescan, Character Emphasis, Erase Shadow, Image Rotation, Skip Blank Page, Select Scanning Document Side, Folio, Scan Area Setting, Text Orientation Recognition, Background Smoothing, Shadow Removal (On / Off), Rapid Recovery Scan, Double Feed Detection (Ultrasonic Sensor / By Length), Full Auto Mode</p> <p>BUNDLED SOFTWARE For Windows OS</p> <p>ISIS / TWAIN Driver (Windows XP/ VISTA / 7 / 8 / 8.1/10) CaptureOnTouch² Wireless Connection Setup Tool / Network Monitor (DR-C225W II) Nuance eCopy PDF Pro Office Cardiris Plug-in: Microsoft SharePoint*, Google Drive™, Dropbox, OneDrive, SugarSync</p> <p>For Mac OS</p> <p>TWAIN Driver CaptureOnTouch² Wireless Connection Setup Tool / Network Monitor (DR-C225W II) Plug-in: Microsoft SharePoint*, Google Drive™, Dropbox, SugarSync</p> <p>Options</p> <p>A4 Flatbed Scanner Unit 102³ A3 Flatbed Scanner Unit 201³ Silex DS-510 (Convert USB to network interface)</p> <p>Consumables</p> <p>Exchange Roller Kit</p> <p>Suggested Daily Duty Cycle</p> <p>1500 scans/day</p> <p>¹ Scanning speeds depend on the specification of PC and the settings of function. ² Software Developer Kits are available through the Canon Business Solutions Developer Programme – www.canon.europe.com/bsdp ³ These options are only available for the DR-C225 II.</p>
<p>DR-C225 II/DR-C225W II USB Connection</p> <p>25 ppm / 50 ipm</p> <p>25 ppm / 50 ipm</p> <p>25 ppm / 50 ipm</p>	<p>DR-C225W II (AP/ST – Wi-Fi Mode)</p> <p>25 ppm / 50 ipm</p> <p>25 ppm / 50 ipm</p> <p>25 ppm / 50 ipm</p>			

Handle exceptions with optional flatbed

Scan bound books, journals and fragile media by adding the Flatbed Scanner Unit 102 for documents up to A4 or Flatbed Scanner Unit 201 for A3 scanning. Connected by USB, these flatbed scanners work seamlessly with the DR-C225 II (only) in a smooth dual-scanning operation that lets you apply the same image-enhancement features to any scan.



A4 Flatbed Scanner Unit 102



A3 Flatbed Scanner unit 201



Canon Electronics Inc.
www.canon-elec.co.jp

Canon Europe
canon-europe.com
English Edition 0174W526
© Canon Europa N.V., 2018

Canon Europe Ltd
3 The Square
Stockley Park
Uxbridge
Middlesex
UB11 1ET
United Kingdom